



JUDO AUSTRALIA
National Grading Policy
Version 005
March 2023

“If there is effort, there is always accomplishment” – Jigoro Kano

TABLE OF CONTENTS

SECTION 1 -NATIONAL GRADING POLICY OVERVIEW

1.1	INTERNATIONAL JUDO FEDERATION GRADING RATIONALE	1
1.2	JUDO AUSTRALIA INTRODUCTION	1
1.3	PURPOSE OF THIS POLICY	1
1.4	MISSION STATEMENT	2
1.5	JA VALUES	2
1.6	OBJECTIVES	2
1.7	GRADING AUTHORITIES	2
1.8	AUTHORITY TO GRADE	2
1.9	DEFINITIONS and APPLICATION	3
1.10	POLICY STATEMENT	3
1.11	REVIEW TRIGGERS	4
1.12	RESPONSIBILITIES	4

SECTION 2 – DEFINITIONS

2.1	DEFINITIONS	5
2.2	MEMBER CLASSIFICATIONS	5

SECTION 3 - GRADING PROCESSES

3.1	GENERAL	6
3.2	FINANCIAL CURRENCY AND ACTIVE PARTICIPATION	6
3.3	KYU GRADES	6
3.4	KYU GRADING CERTIFICATES PROCESS	6
3.5	DAN GRADES	6
3.6	PREREQUISITES FOR STATE GRADING AUTHORITIES	7
3.7	GRADING PANEL FORMATION	7
3.8	DAN GRADING PROCESS FOR 1ST – 3RD DAN	8
3.9	DAN GRADING PROCESS FOR 4TH and 5TH DAN	8
3.10	DAN GRADING PROCESS for MASTER GRADES 6 th Dan and ABOVE	9
3.11	DAN GRADING PROCESS FOR 8TH DAN AND ABOVE	10
3.12	NGC GRADING SUPPORT IN SPECIAL CIRCUMSTANCES	10
3.13	GRADING CONSIDERATIONS	10
3.14	OFFICIAL JA DAN GRADE CERTIFICATE	10

SECTION 4 – GENERAL CONTENT FOR ALL PROMOTIONS

4.1	GENERAL	12
4.2	BASIC KNOWLEDGE REQUIREMENTS	12
4.3	NAGE WAZA (68 Throwing Techniques)	12
4.4	OSAE KOMI WAZA (10 Hold Down Techniques)	13
4.4	OSAE KOMI WAZA (10 Hold Down Techniques)	
4.5	SHIME WAZA (12 Strangulation Techniques)	13
4.6	KANSETSU WAZA (10 Armlock Techniques)	14
4.7	KAESHI WAZA (Counter Techniques)	14
4.8	RENRAKU WAZA (Combination Techniques)	14
4.9	HAIRI KATA AND NOGARE KATA (Entry & Escape for Ground Techniques)	14
4.10	KATA (Prearranged Forms)	15

SECTION 5 – JUNIOR GRADING PROMOTION

5.1	JUNIOR GRADES CLASSIFICATIONS	15
5.2	JUNIOR GRADES ELIGIBILITY	15
5.3	JUNIOR GRADES OVERVIEW	15
5.4	JUNIOR GRADES PROGRESSION AND CRITERIA	17
5.5	NATIONAL KYU GRADE CERTIFICATE	20

SECTION 6 - SENIOR KYU GRADES PROMOTION

6.1	SENIOR KYU GRADES CLASSIFICATIONS	21
6.2	SENIOR CADET GRADES OVERVIEW	21
6.3	SENIOR KYU GRADES OVERVIEW	22
6.4	SENIOR KYU GRADES CONTEST POINTS TABLE	22
6.5	SENIOR KYU GRADES CRITERIA	23

SECTION 8 - DAN GRADING OVERVIEW

8.1	DAN GRADES BELT COLOURS	28
8.2	DAN GRADE PATHWAYS	28
	8.2.9a) OVERSEAS NATIONALS RESIDING IN AUSTRALIA (ONRA)	34
	8.2.9b) AUSTRALIAN NATIONALS WITH DUAL OR MULTIPLE CITIZENSHIP	34
	8.2.9c) AUSTRALIAN NATIONALS RESIDING OVERSEAS (ANRO)	35

SECTION 9 – CRITERIA FOR DAN GRADE PROMOTION

9.1	SHO DAN – TIME IN RANK / POINTS	35
9.2	SHO DAN EXAMINATION	35
9.3	NI DAN – TIME IN RANK / POINTS	36
9.4	NI DAN EXAMINATION	36
9.5	SAN DAN – TIME IN RANK / POINTS	37
9.6	SAN DAN EXAMINATION	37
9.7	YON DAN – TIME IN RANK POINTS	38
9.8	YON DAN EXAMINATION	38
9.9	GO DAN – TIME IN RANK POINTS	39

SECTION 10 – MASTER

10.2	MASTER GRADES - TIME IN RANK REQUIREMENTS	40
10.2	MASTER GRADES - TIME IN RANK REQUIREMENTS	41
10.3	MASTER GRADES - QUALIFICATIONS	42
10.4	MASTER TIME IN GRADE	43
10.5	ROKU DAN – TIME IN RANK /POINTS	43
10.6	ROKU DAN EXAMINATION	44
10.7	SHICHI DAN – TIME IN RANK /POINTS	44
10.8	SHICHI DAN EXAMINATION	44
10.9	HACHI DAN – TIME IN RANK /POINTS	45
10.10	HACHI DAN EXAMINATION	45

SECTION 11 - SUMMARY OF MAJOR TECHNIQUES

11.1	GO KYO NO WAZA (Traditional Throwing Techniques)	46
11.2	SHINMEISHO NO WAZA (Additional Throwing Techniques)	47
11.3	OSAE KOMI WAZA (Hold Down Techniques)	49
11.4	SHIME WAZA (Strangulation Techniques)	50

11.5	KANSETSU WAZA (Armlock Techniques)	51
11.6	KAESHI WAZA (Counter Techniques)	51
11.7	RENRAKU WAZA (Combination Techniques)	53

SECTION 12 - SUMMARY OF JUDO KATA

12.1	NAGE NO KATA (Prearranged Forms of Throwing)	54
12.2	KATAME NO KATA (Prearranged Forms of Ground Techniques)	55
12.3	KIME NO KATA (Prearranged Forms of Self Defence)	56
12.4	KODOKAN GOSHIN JUTSU (Prearranged Forms of Self Defence of Kodokan Judo)	58
12.5	JU NO KATA (Prearranged Forms of Gentleness)	59
12.6	KOSHIKI NO KATA (Prearranged Antique Forms)	60
12.7	ITSUTSU NO KATA (Prearranged Forms of Five)	61
12.7	ITSUTSU NO KATA (Prearranged Forms of Five)	61
12.8	SEIROKO ZENYO KOKUMIN TAIKU NO KATA (Prearranged Form of Exercise)	62
12.10	JUSHIKI (Forms of Gentleness)	63
12.11	JOSHI JUDO GOSHINHO (Prearranged Form of Self Defence for Women)	63

SECTION 13 - TERMINOLOGY

13.1	BASIC JUDO TERMINOLOGY	65
13.2	REFEREEING TERMS	66

SECTION 14 – APPENDICES

APPENDIX A - JUDO BIOGRAPHY FOR PROMOTION	93
APPENDIX B – APPLICATION FORMS	93
APPENDIX C – POINTS FOR SERVICE	93
APPENDIX E – JUDO AUSTRALIA SCHEDULE OF FEES	96
APPENDIX F – IJF GRADES APPLICATION FORM	98
APPENDIX G – KODOKAN APPLICATION FORM	107
APPENDIX H – JA Office Process	139
APPENDIX I – Special Notes	140
APPENDIX J - Document Version Control	141

SECTION 1- NATIONAL GRADING POLICY OVERVIEW

1.1 INTERNATIONAL JUDO FEDERATION GRADING RATIONALE

The grades and the Dan ranks are very important in the education system of Judo. Our discipline has been conceived by its founder, Jigoro Kano, as a physical and mental education system by practice and the grades are the measure of the student's progress. This progress is in the field of Judo, but the more one advances in the grade the more this measure takes into account the individual's personal evolution as a human being.

The three components of the grade are:

The "Tai" (the body) – the assessment of the individual by competition results

The "Ghi" (the work) – the individual's technical knowledge

The "Shin" (the mind) – the most difficult to value, the individual's engagement and example as a role model.

Up to the promotion of 3rd Dan the "Tai" aspect is very important, then the "Ghi" aspect until 5th Dan and finally the "Shin". The three components must always be present, but it is their value that varies according to the grade. It is important to note that the value of "Tai" is important to progress in the grades. Indeed, one cannot have an education system based on the practice without making compulsory the result in practice.

Judo Australia (JA) recognises and awards grades according to the overarching International Judo Federation (IJF) Statutes, processes and criteria. Further detailed explanation can be located on the IJF website in the Grades section.

1.2 JUDO AUSTRALIA INTRODUCTION

JA is a member of the International Judo Federation and as such is given the authority, as the recognised National Judo Sporting Organisation, to grade, under their policy guidelines and criteria.

JA also acknowledges the standards of Japan's Kodokan Judo and Jigoro Kano's philosophy of continuous improvement be maintained for all members.

Equally, across Australian society, there is an expectation that our Grading policy is fair and consistent for all.

This policy acknowledges the diversity of club Judo coaches around Australia and provides a clear and specific criterion based framework to maintain a consistent grading standard, whether you live in a city or regional, rural or remote part of our large country.

Member States, State grading authorities and club coaches are bound by this policy, to uphold the integrity of our grading system by implementing this national JA policy for the benefit of all members.

1.3 PURPOSE OF THIS POLICY

JA under the authority of the IJF governs the sport in Australia. Judo as devised by Professor Jigoro Kano in 1882 encourages dedication to the sport and the development of technical excellence irrespective of age, colour, race, gender or creed.

This policy details the prerequisites for Kyu and Dan Grades and the application process in Australia as set down by JA. This policy is binding on all members in all States of Australia.

Grading Authorities, Examiners and Instructors are advised that the requirements and standards detailed in this policy are the standards required.

It is important to note that applicants attaining the technical requirements of the grading syllabus do not automatically receive promotion. Attainment of the necessary standards is the final stage of the promotion process and only renders the applicant eligible for promotion, pending the final decision of the Instructor, Examiner or Grading Authority. Promotions can only be awarded by JA in the manner set out in this policy. This policy replaces all previous JA National Grading policies.

1.4 MISSION STATEMENT

The JA mission is to develop Australian Judo at all levels by addressing elite performance, growing participation and enhancing Judo's profile.

1.5 JA VALUES

Our values are what define us as an organisation and all members are encouraged to enhance their Judo experience by bringing these values into their Judo pathway.

- *Politeness – behaviour that is respectful and considerate of other people.*
- *Courage – strength in the face of pain or grief.*
- *Sincerity – the absence of pretense, deceit or hypocrisy.*
- *Honour - the quality of knowing and doing what is morally right.*
- *Modesty – the quality or state of being unassuming in the estimation of one's abilities.*
- *Respect – due regard for the feelings, wishes, or rights of others.*
- *Self-Control – the ability to control oneself, in particular one's emotions and desires, especially in difficult situations.*
- *Friendship – a relationship between friends*

1.6 OBJECTIVES

- To foster understanding and preservation of Judo techniques and knowledge
- To document the grading requirements for rank promotions in Australia
- To document the technical and administrative requirements and processes to manage rank promotions in Australia.

In seeking to achieve these objectives, JA and its members must adhere to the procedures and guidelines described in the Constitution and this Policy as approved by JA and adopted by all Member States.

1.7 GRADING AUTHORITIES

JA, through the Chief Executive Officer (CEO), will facilitate the formation and ongoing capability of the National Grading Committee (NGC), with reference to the eligibility requirements to be a member of the NGC. The CEO will also appoint the chairperson of the NGC. Responsibility to remove any NGC member rests with the JA CEO.

The Member State organisations will select and manage their own Grading Authorities and advise JA in writing within thirty (30) days of any changes to these Grading Authorities.

1.8 AUTHORITY TO GRADE

The JA recognises that the development of the organisation rests with the quality and strength of member clubs.

Member States authorise registered and accredited club coaches to grade members under the following criteria:

- a) 1st Dan (Sho Dan).
 - i. Juniors – Up to Junior Brown/Black to
 - ii. Seniors - Up to and including Senior Blue belt (2nd Kyu)
- b) 2nd Dan and Above (Ni Dan and Above).
 - i. Juniors – Up to Junior Brown/Black tip
 - ii. Seniors - Up to and including Senior Brown belt (1st Kyu)

All gradings must adhere to the processes and criteria outlined in this Policy.

It is the club coaches responsibility to maintain their continuous registration and coaching qualifications within their residing State.

1.9 DEFINITIONS and APPLICATION

Definition

JA will engage necessary technical expertise to administer, monitor and enforce the National Grading Policy.

JA National Grading Committee (NGC) has the following responsibilities:

- a) Monitors and reviews:
 - i. the standards of gradings conducted within Australia and its Member States
 - ii. the integrity of grading documentation
 - iii. the effectiveness and objectivity of the grading requirements
 - iv. ensures that the highest standards of conduct and ethical behaviour is upheld in all activities relating to the promotion of Judoka for the rank they are attempting.
- b) Makes recommendations to JA and its member organisations about any matters that the NGC considers need action or improvement in relation to gradings.

Application

This policy applies to all clubs and members in all States within Australia who aspire to progress through the Kyu and Dan Judo grade ranks.

1.10 POLICY STATEMENT

JA recognises the value of an effective independent NGC to assist JA discharging its responsibilities and to meeting its business objectives through efficient, effective and economical governance frameworks and processes. This involves the oversight, appraisal, monitoring and reporting on the National Grading Policy.

The National Grading Committee will focus on:

- a. Ensuring that the grading process is open and transparent, with every member having the opportunity to progress through grades, subject to ability and eligibility.
- b. Ensuring that the integrity and transparency of grading practices within Australia are maintained as set out in the National Grading Policy.
- c. Overseeing the promotion of any Judoka within Dan Ranks on behalf of Judo Australia.
- d. Evaluation of applications received for Dan Gradings ensuring that each assessed application is documented for future reference and such documentation is lodged with JA for filing.
- e. Provide advice to Member State Grading Authorities on the eligibility for Dan grades of 4th Dan and above.

- f. Ensure that Dan Grading examinations are carried out according to the guidelines as set out in JA National Grading Policy.
- g. To assess and conduct examinations for all grades of 4th Dan and above and advise the JA CEO on the outcome.
- h. Ensure that promotions to Dan ranks are awarded in the manner as set out in the National Grading Policy, using JA Kyu and Dan grade certificates.
- i. Communicate and inform any changes to the National Grading Policy or processes to Member State Grading Authorities.

1.11 REVIEW TRIGGERS

This policy is reviewed internally by JA and the NGC for applicability, continuing effect and consistency with related documents and other constitutional provisions when any of the following occurs:

- a) The related documents are amended.
- b) The related documents are replaced by new documents.
- c) Other circumstances as determined from time to time by JA.
- d) New initiatives or directions introduced by the IJF that impact on grading related matters in Australia.

Notwithstanding the above, this policy is to be reviewed at least once every four (4) years for relevance and to ensure that its effectiveness is maintained.

1.12 RESPONSIBILITIES

This Policy is to be:

- a) Implemented by the JA CEO and the JA National Grading Committee and all JA Member States.
- b) Reviewed and amended in accordance with the "Review Triggers" by JA.

SECTION 2 – DEFINITIONS

2.1 DEFINITIONS

IJF	International Judo Federation
OJU	Oceania Judo Union
NSO	National Sporting Organisation
JA	Judo Australia
NGC	National Grading Committee
State	“State” means the States of Australia, which shall be deemed to include each of the Northern Territory and the Australian Capital Territory
Member State	“Member State” means an entity recognised under the JA constitution to administer Judo in its particular State or Territory
Member	A currently registered JA member within Australia
Senior Member	A currently registered JA state member who is 15 years or older
Junior Member	A currently registered JA state member who is less than 15 years old

2.2 MEMBER CLASSIFICATIONS

Member classifications for Grades, Sporting Codes, Selection Policies and Tournament Calendars are defined below for all JA events and activities.

Veteran Women/Men Members who are turning 30 years or older in the current calendar year

Senior Women/Men	Members who are turning 21 years or older in the current calendar year
Junior Women/Men	Members who turn 18, 19 or 20 years old in the current calendar year
Cadet Women/Men	Members who turn 15, 16 or 17 years old in the current calendar year
Senior Girls/Boys	Members who turn 12, 13 or 14 years old in the current calendar year
Junior Girls/Boys	Members who turn 9, 10 or 11 years old in the current calendar year
Mon Girls/Boys	Members who turn 8 years or less in the current calendar year, with a minimum age of 5 years old

SECTION 3 - GRADING PROCESSES

3.1 GENERAL

The Grading Procedures and Guidelines contained herein have been approved by JA and adopted by all member States. Instructors and examiners are advised that the Procedures and Guidelines of this Policy are the standards required for all Judoka applying for promotion.

A grading can only be awarded if:

- a) The candidate is a registered member of a State body, recognised by JA.
- b) The grade is awarded according to the procedures laid down in this policy.
- c) The grade is presented using JA Kyu and Dan Grade certificates.

3.2 FINANCIAL CURRENCY AND ACTIVE PARTICIPATION

The applicant must have a cumulative total of financial years in grade equal to the minimum time in grade required for promotion. The applicant must have been participating in the sport of Judo unless being graded by the Knowledge Only in the Art of Judo method.

3.3 KYU GRADES

JA recognises that the strength of the organisation rests with the quality and development of member clubs.

Registered clubs together with registered senior coaches at the minimum rank of Sho Dan (1st Dan), can grade to the Junior Kyu grade and Senior Kyu grade levels as outlined in Sections 5.3 and 6.2.

All gradings must adhere to the processes outlined in this document and follow the requirements as outlined in Sections 5.4 and 6.4 using JA Kyu Grade certificates.

All coaches must maintain their continuous membership and coaching qualifications within their residing State.

3.4 KYU GRADING CERTIFICATES PROCESS

JA Kyu grade certificates are issued by the State Grades Authority, who may delegate issuing of such certificates to their member clubs.

Only the official Kyu Grade certificate number will be recognised by JA.

All States are to maintain a grading register of their players and the grades they hold, date obtained and certificate number issued. States may pass this requirement to club level for grades up to and including Ik-Kyu (Senior brown belt).

3.5 DAN GRADES

All Dan Gradings must be conducted using a panel as defined in section 3.7 using the processes outlined in section 3.8 and 3.9 as applicable to the Dan grade promotion being sought.

No individual Dan Grade member has the JA authority to grade at black belt level.

State Grades Authorities may recommend to their State Boards of Management promotion of ranks up to 3rd Dan via their recognised member grading authority.

State Boards of Management must recommend a candidate's promotion for Dan grades 4th Dan and above to the NGC for deliberation and recommendation.

Final ratification for promotion rests with JA after the applicant recommendations are forwarded from the NGC.

All Judoka who apply for a Dan Grading **MUST** undertake a grading examination following the requirements as set out in this grading policy.

The NGC reserves the right to approve a Grading Panel for all Dan Gradings of 4th Dan and above.

Applicants need to ensure that they meet the time and points requirements relevant to the grade they are seeking to attain.

Applications are forwarded to the relevant State Grading Authority, **eight (8) weeks** prior to the grading dates. This allows sufficient time for the verification of applicant details and the organisation of a suitably qualified Grading Panel.

The Grades Authority Convener of the relevant State will be responsible for the preparation and forwarding of all grading documentation to the JA Office who will register the grading application request and then forward to the NGC chair for distribution to the NGC members for their deliberation.

The State Grades Authority should acknowledge they have received the applicant's application in writing within ten (10) days of receiving the documentation. A digital file copy of all correspondence must be kept for future reference.

All applications received for promotion should be actioned within six (6) weeks of receiving the application at either State or JA level. All applicants should be advised in writing of the outcome of their application and a digital copy of all correspondence must be kept on file.

Applicants complete in full, an electronic JA Dan Grade Application Form. This includes a passport size photograph and the payment of the relevant grading fee. A copy of the relevant grading forms for reference and member use can be found at Appendix A – 1st Dan to 3rd Dan, Appendix B – 4th Dan to 5th Dan and Appendix C for 6th Dan and above. Please note that incomplete or inappropriately signed off applications will not be processed by the JA office.

JA will maintain the National Dan Grade register.

JA Dan certificates will be actioned by the JA Office and IJF certificates by the JA office via the Oceania Judo Union (OJU). It is important to document clearly, the candidate's results, together with their certification request and payment details. This vital step will help all to clearly understand requests for a JA Certificate and / or the IJF Certificate.

The following processes are to be followed for all Dan Gradings undertaken across Australia by JA member States. Failure to do so may result in the authority to grade being rescinded.

3.6 PREREQUISITES FOR STATE GRADING AUTHORITIES

State Grading Authorities are appointed by the State Boards of Management who must advise the JA CEO in writing of the names and grades of members of their Grading Authorities with a copy to the NGC chair within 30 days of selection to the Grading Authority.

State Grading Authority members should have the following prerequisites to be considered for the State Grading Authority:

- a) Members must be a minimum grade of 3rd Dan.
- b) Members must have a good understanding and demonstrated experience of the sport and art of Judo.

3.7 GRADING PANEL FORMATION

Grading Panels conduct examinations in consultation with the NGC and grade under the authority of the Committee on behalf of JA.

All grading examinations must be conducted by a grading panel.

The Grading Panel must have a minimum of three (3) Dan grades on the panel, one of who must be 2 grades higher than the highest applicant's rank being examined. For example, a Grading Panel for a 3rd Dan applicant sitting for 4th Dan promotion must have one JA 6th Dan member.

State Grading Panels are authorized to conduct examinations/promotions on behalf of JA for Dan grades up to and including San Dan (3rd), on the provision that they adhere to this policy and its' processes.

All Dan grades of Yon Dan (4th) and above are graded by panels that are approved by the NGC. Grade panel members for examinations of Yon Dan (4th) and above must have at least one member who is 2 ranks higher in grade than the grade being attempted.

Grading Panels will make recommendation for Dan Grades to the applicant's State Board of Management who then forward the recommendation to the NGC to endorse and advise the JA CEO. The NGC can advise suitable Dan Ranks for Grading Panels at the request of the State Grading Authority.

3.8 DAN GRADING PROCESS FOR 1ST – 3RD DAN

1. The Applicant fully completes an application form for a Dan grading within their member state.
2. The Applicant's coach checks and endorses the application by signing & dating the application.
3. The Applicant submits the completed application to the State Grades Authority with payment.
4. The State Grades Authority reviews the application against the relevant JA Grading Policy criteria to determine the applicant's eligibility.
5. The State Grades Authority informs the applicant of their eligibility or ineligibility based on the JA Grading Policy criteria, relevant to the grade being sought.
6. The State organises a qualified panel (minimum 3 members, with one member at least 2 grades higher) to assess the eligible applicant(s).
7. The Applicant completes the State Grading Examination and is informed against the JA Grading Policy criteria whether successful or unsuccessful.
8. The State Grading Panel completes and signs off the application and the Panel Co-ordinator forwards the application to the State President.
9. The State President signs off the application and forwards it to the JA office.
10. The JA Grades Administrator forwards applications to the Chair of the NGC for review and recommendation by the NGC members.
11. The JA office complete the Applicant invoice & upon invoice payment, finalise the certification process and the National Dan Grade Register is updated.
12. The JA Grades Administrator forwards the Applicant certificate(s) to the State member for presentation.
13. The Applicant receives their Dan grade certificate(s).

3.9 DAN GRADING PROCESS FOR 4TH and 5TH DAN

1. The Applicant fully completes an application form for a Dan grading.
2. The Applicant's coach checks and endorses the application by signing & dating the application.
3. The Applicant submits the completed application to the State Grades Authority with payment.
4. The State Grades Authority reviews the application against the relevant JA Grading Policy criteria to determine the applicant's eligibility.
5. The State checks that the applicant is a member in good standing with the JA.

6. The State Grades Authority provides a recommendation regarding eligibility to grade.
7. The State President signs the application for validation that the information is accurate and that the deliberation process has been followed.
8. The NGC further reviews the application and informs the Member State of the applicant's eligibility or ineligibility with reference to the JA Grading Policy criteria, relevant to the grade being sought.
9. For successful eligible applicants, the NGC will advise the member State to organise a qualified grading panel (minimum 3 members, with one member at least 2 grades higher) to assess the eligible applicant(s).
10. The Applicant completes the State Grading Examination and is informed against the JA Grading Policy criteria whether successful or unsuccessful.
11. The State Grading Panel completes and signs off the eligible application and the Grading Panel Co-ordinator forward the application to the member State Board for endorsement.
The State President's dated signature validates that this process has been undertaken.
12. The Member State forwards the application to the JA office.
13. The JA office forward applications to the Chair of the NGC for review and approval by the National Grading Committee.
14. The JA office completes the Applicant invoice & upon invoice payment, finalise the certification process and National Dan Grade Register update.
15. The JA office forwards the Applicant certificate(s) to the State member for presentation
16. The Applicant receives their Dan grade certificate(s).

Please note that with 7th Dan applications an additional step of forwarding the successful candidate's application to the Oceania Judo Union Executive for final endorsement is required.

3.10 DAN GRADING PROCESS for MASTER GRADES 6th Dan and ABOVE

1. The applicant completes the relevant grading application form clearly clarifying their Pathway, Contest record to San Dan, Time in Grade and Points gained.
2. The Applicant submits the completed application to the State Grades Authority with payment.
3. The State Grades Authority reviews the application against the relevant JA Grading Policy criteria to determine the applicant's eligibility.
The State checks that the applicant is a member in good standing with the JA.
The State Grades Authority provides a recommendation regarding eligibility to grade.
The State President signs the application for validation that the information is accurate and that the deliberation process has been followed.
4. The Member State forwards the application to the JA office.
5. The JA office forward applications to the Chair of the NGC for review and approval by the National Grading Committee.
6. Approved NGC applicants are notified that they have met the criteria relevant to the grade and invited to present at the following Nationals Dan Grading as part of the Australian Championships program.
7. Successful candidates are confirmed by the Grading Panel at the conclusion of the grading.
8. The JA Grading Administrator co-ordinates the invoicing, certification and National Dan Grade Register update as well as informing the JA CEO as part of the reporting process.

Special note: In the event that a senior high Dan panel member (2 grades above the highest applicant) for a Master Dan Grade is not available due to extenuating circumstances (eg ill health) the National Grading Committee will appoint a representative from its' committee to oversee the complete grading process. This will include verifying the application, co-ordinating a suitably qualified Master Grading Panel, attending the Grading and ensuring the appropriate post grading sign off. Actioning this process will only be acted upon with the pre-approval of the JA CEO.

Should this process be enacted the Grading will take place at the next public National Championships Dan Grading opportunity.

3.11 DAN GRADING PROCESS FOR 8TH DAN AND ABOVE

Judo Australia will follow the IJF guidelines for promotion to 8th Dan, 9th Dan and 10th Dan.

3.12 NGC GRADING SUPPORT IN SPECIAL CIRCUMSTANCES

Where member States are unable to form a suitably qualified Grading Panel, they can request the attendance of an NGC member to support at the cost of the Member State.

In extenuating circumstances, the NGC will support Member States by organising a Dan grading opportunity at major events, for example, the National Championships; on the provision that at least 6 months' notice is given.

An example of this would be that the Member State does not have the capacity to form an appropriately credentialed panel for a Senior Dan grade applicant and they request a panel be formed for examination at a major JA event.

This option is only possible when mutual agreements and organisation are possible between all parties and would be undertaken only once per year.

3.13 GRADING CONSIDERATIONS

Any member requesting an exemption from the practical components of a grade examination must first seek approval from the relevant State Grading Authority and NGC. The relevant State Grading Authority and NGC will then decide whether or not the judoka is eligible for consideration for promotion.

By setting these parameters, the NGC together with the member States, will be able to maintain the integrity of the grading process on behalf of Judo Australia.

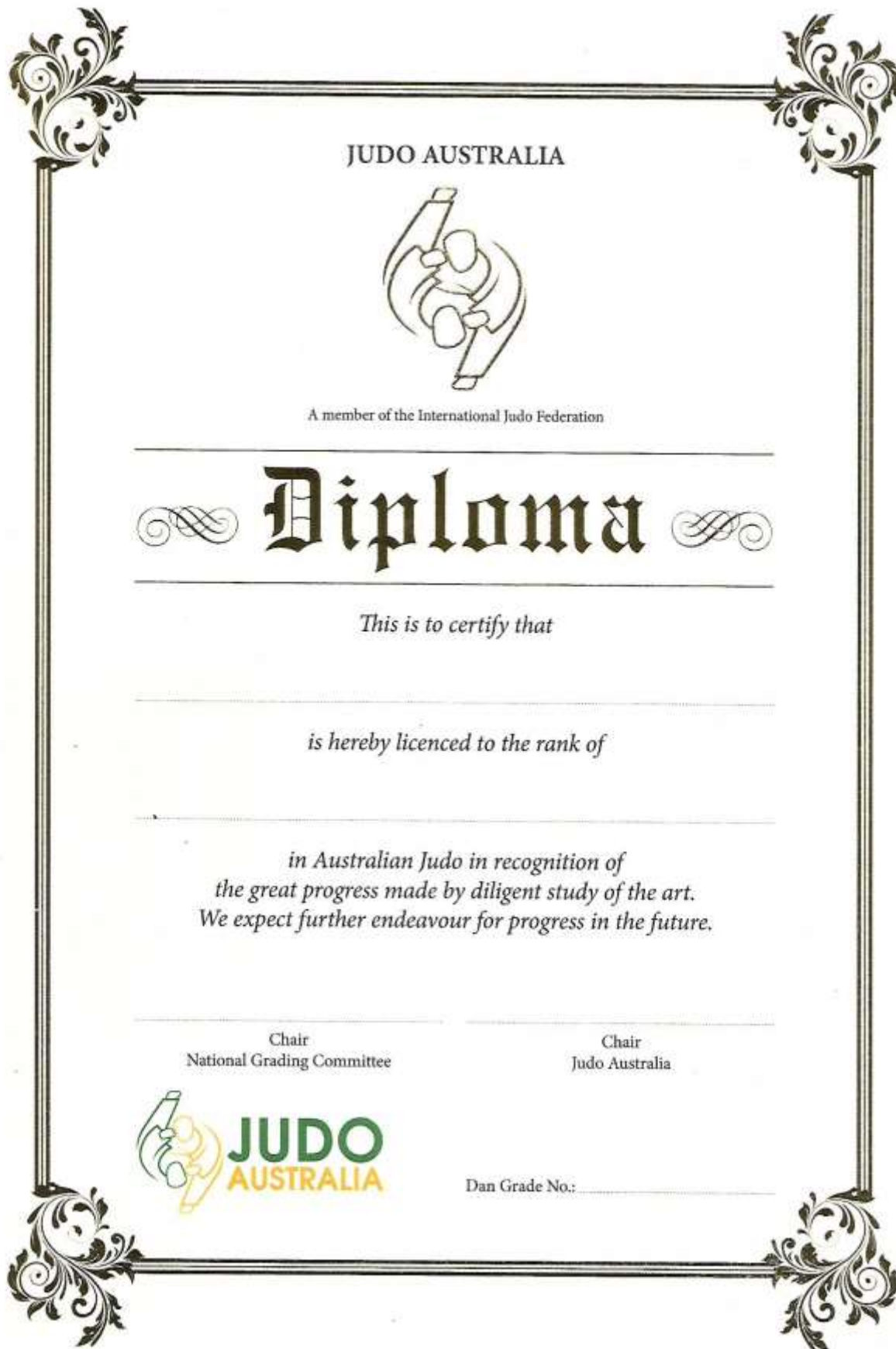
3.14 OFFICIAL JA DAN GRADE CERTIFICATE

The official national Dan grade certificate is to be used to validate and recognise all Dan grade promotions by Judo Australia members.

Dan grade certificates are issued by the Judo Australia national office.

An IJF certificate can be applied for using the IJF application form. Refer to Appendix G for an additional fee.

A Kodokan certificate can be applied for under the Kodokan guidelines. Refer to Appendix H for an additional fee.



JUDO AUSTRALIA



A member of the International Judo Federation

❧ **Diploma** *❧*

This is to certify that

is hereby licenced to the rank of

*in Australian Judo in recognition of
the great progress made by diligent study of the art.
We expect further endeavour for progress in the future.*

Chair
National Grading Committee

Chair
Judo Australia



Dan Grade No.: _____

SECTION 4 – GENERAL CONTENT FOR ALL PROMOTIONS

4.1 GENERAL

The technical standards of the Kodokan are the accepted standards of Judo Australia. Currently, Nage-waza include 68 techniques and Katame-waza 32 techniques. Judo Australia (JA) is appreciative of the permission granted by the Kodokan Judo Institute to use the hyperlinked techniques inside this policy for the benefit of all JA members.

4.2 BASIC KNOWLEDGE REQUIREMENTS

The following are considered as the basic requirements for knowledge in Judo:

- a) Name of the Mother School
- b) Location and the start date for Judo
- c) The purpose of falling - Ukemi Waza
- d) Dojo hygiene and etiquette
- e) The purpose of warming up and cooling down exercises
- f) Elementary Judo terminology which is included as Appendix A
- g) Wearing and folding of the judogi
- h) The forms of sitting and salutation
- i) The fundamentals of and ability to demonstrate the following:
 - i. Forms of Unbalancing - Kuzushi
 - ii. Proper Grappling of the Judogi - Kumikata
 - iii. Posture
 - iv. Body Movement and Walking
 - v. Pivoting - Tai Sabaki
 - vi. Elements of a Throw – Kuzushi, Tsukuri and Kake.

4.3 NAGE WAZA (68 Throwing Techniques)

It should be recognised that many throws have different forms of execution which depend on the physique of the judoka and the methods of instruction used by the judoka's coach. In general, the techniques of the Gokyo No Waza should be examined, noting that not all techniques are contained the Gokyo No Waza.

Te-waza (16 techniques)

Koshi-waza (10 techniques)

Ashi-waza (21 techniques)

Ma-sutemi-waza (5 techniques)

Yoko-sutemi-waza (16 techniques)

4.4 OSAE KOMI WAZA (10 Hold Down Techniques)

Osaekomi Waza techniques to be demonstrated are those documented by the Kodokan. The levels and standards to be achieved are consistent with the grade being attempted. Senior grades must be expected to show a higher degree of understanding when performing Osaekomi Waza.

1	<u>Kesa-gatame</u>
2	<u>Kuzure-kesa-gatame</u>
3	<u>Ushiro-kesa-gatame</u>
4	<u>Kata-gatame</u>
5	<u>Kami-shiho-gatame</u>
6	<u>Kuzure-kami-shiho-gatame</u>
7	<u>Yoko-shiho-gatame</u>
8	<u>Tate-shiho-gatame</u>
9	<u>Uki-gatame</u>
10	<u>Ura-gatame</u>

4.5 SHIME WAZA (12 Strangulation Techniques)

Shime Waza techniques to be demonstrated are those documented by the Kodokan. Care must be taken to ensure that junior judoka are aware of the dangers when applying these techniques. Senior grades are expected to show a higher degree of understanding when demonstrating Shime Waza.

1	<u>Nami-juji-jime</u>
2	<u>Gyaku-juji-jime</u>
3	<u>Kata-juji-jime</u>
4	<u>Hadaka-jime</u>
5	<u>Okuri-eri-jime</u>
6	<u>Kataha-jime</u>
7	<u>Katate-jime</u>
8	<u>Ryote-jime</u>
9	<u>Sode-guruma-jime</u>

10	<u>Tsukkomi-jime</u>
11	<u>Sankaku-jime</u>
12	<u>Do-jime</u> * a prohibited waza

4.6 KANSETSU WAZA (10 Armlock Techniques)

Kansetsu Waza techniques to be demonstrated are those documented by the Kodokan. Care must be taken to ensure that junior judoka are aware of the dangers when applying these techniques. Senior grades are expected to show a higher degree of understanding when performing Kansetsu Waza.

1	<u>Ude-garami</u>
2	<u>Ude-hishigi-juji-gatame</u>
3	<u>Ude-hishigi-ude-gatame</u>
4	<u>Ude-hishigi-hiza-gatame</u>
5	<u>Ude-hishigi-waki-gatame</u>
6	<u>Ude-hishigi-hara-gatame</u>
7	<u>Ude-hishigi-ashi-gatame</u>
8	<u>Ude-hishigi-te-gatame</u>
9	<u>Ude-hishigi-sankaku-gatame</u>
10	<u>Ashi-garami</u> * a prohibited waza

4.7 KAESHI WAZA (Counter Techniques)

Kaeshi Waza techniques are expected to be demonstrated. Increasing levels of knowledge must be shown for higher grades. A list of indicative techniques for the first and second Go Kyo No Waza is shown in Section 11.6. Judoka should not be limited by this list. These techniques are provided to show the principles of Kaeshi Waza and many different variations are possible.

4.8 RENRAKU WAZA (Combination Techniques)

Renraku Waza techniques are expected to be demonstrated. Increasing levels of knowledge must be shown for higher grades. A list of indicative techniques for the first and second Go Kyo No Waza is shown in Section 11.7. Judoka should not be limited by this list. These techniques are provided to show the principles of Renraku Waza and many different variations are possible.

4.9 HAIRI KATA AND NOGARE KATA (Entry & Escape for Ground Techniques)

Hairi and Nogare Katas techniques are wide and varied in application and technique. These techniques are constantly under development and open to individual interpretation of the techniques. Examiners must be aware of these factors and should not be limited to their interpretation or assessment of these techniques.

4.10 KATA (Prearranged Forms)

A sound knowledge of Kata must be demonstrated by senior judoka. A detailed list of all Kata is documented in Section 12. Kata will often vary according to the individual judoka; however, all the principles of the relevant Kata must be performed to a high standard for judoka to pass an examination for promotion.

SECTION 5 – JUNIOR GRADING PROMOTION

5.1 JUNIOR GRADES CLASSIFICATIONS

Mon Girls/Boys	Members who turn 8 years or less in the current calendar year, with a minimum age of 5 years old
Junior Girls/Boys	Members who turn 9, 10 or 11 years old in the current calendar year
Senior Girls/Boys	Members who turn 12, 13 or 14 years old in the current calendar year

5.2 JUNIOR GRADES ELIGIBILITY

To be eligible to sit for a grade, all junior members need to be registered members of the JA via their Member State.









The awarded grade is not recognised unless the member is JA registered and a JA Kyu Grade certificate holder with identifying number issued and recorded for reference, especially for competition at Club, State and National level participation.







5.3 JUNIOR GRADES OVERVIEW







- a) All new registered junior JA members start with a white belt.
- b) Current junior member grades are to be assessed and awarded the relevant grade by club coaches as set out in the criteria of this policy.
- c) It is expected that basic Judo etiquette, bowing procedures, simple terminology, movement patterns and break falls are demonstrated, at each grade level.
- d) Grades are assessed and attained by demonstrating the set criteria for each grade over the recommended time frames of two (2) grades per year.
- e) The junior grading framework includes 20 belts to achieve from 5 years to 14 years of age.
- f) It is recommended that two (2) new throws be introduced for each grade level, covering the traditional 40 throw Go Kyo before entering the Senior Cadets age group.
- g) Traditional Kyu grade belt colours are maintained but half colour belts and black tips are included to distinguish each skill and knowledge level. For example, the progression from White belt is White/Yellow, followed by White/Yellow Black Tip, then Yellow belt.
- h) New beginner junior members progress from the beginning however some older new junior members may be assessed to progress at varying points of the grading syllabus. For example, a 13-year-old who is keen and striving to compete may grade at Yellow, then, Orange provided that the knowledge and skills expected are clearly demonstrated. It is expected that coaches use their experience and common sense in this area.
- i) Strangles and choking techniques are introduced to junior members so that knowledge of their application and defence is known prior to entering Senior Cadet Divisions where strangles and chokes are permitted in competition.
- j) Arm locks are introduced to junior members so that knowledge of their application and defence is known prior to entering Senior Cadet Divisions where arm locks are permitted in competition.

- k) The introduction of Kata complements the ongoing development of Kata competitions through to National level and the skill set required for potential Sho Dan grading at an earlier age.
- l) When progressing to the Cadet Division, full colour belts up to Green belt will be maintained. For example, Yellow, Orange or Green. Half belt colours will revert to the lower full colour belt. For example, Yellow/Orange belt will revert to Yellow and Orange/Green belt will revert to Orange.
- m) For junior grades above Green belt, the starting Cadet grade will be Green Belt. This is to allow participation in development Kyu Grade Competitions and allow time for the safe introduction and development of the skills and knowledge required for senior member grades, particularly Arm locks, Strangles and Kata.
- n) The awarding of Junior Grades will include the belt colour and junior category on the authorized JA certificate, for example Mon Yellow or Senior Blue/Brown.
- o) Certificates are available for purchase from the JA by registered States. A register will be maintained for JA and Member records by each State for Kyu Grades.

5.4 JUNIOR GRADES PROGRESSION AND CRITERIA

MONS Boys and Girls Minimum age and recommended grade table with criteria		
Turning 5 years	White – Yellow	White – Yellow Black Tip
	 1 Throw - 1 Hold Down Tie Belt - Break falls - Knowledge	 +1 Throw - +1 Hold Down Tie Belt - Break falls - Knowledge
Turning 6 years	Yellow	Yellow Black Tip
	 +1 Throw - +1 Hold Down Tie Belt - Break falls - Knowledge	 +1 Throw - +1 Hold Down Tie Belt - Break falls - Knowledge
Turning 7 years	Yellow - Orange	Yellow – Orange Black Tip
	 +2 Throws - +1 Hold Down Tie Belt - Break falls - Knowledge	 +2 Throws - +1 Hold Down Tie Belt - Break falls - Knowledge
Turning 8 years	Orange	Orange Black Tip
	 +2 Throws - +1 Hold Down Tie Belt - Break falls - Knowledge	 +2 Throws - +1 Hold Down Tie Belt - Break falls - Knowledge


JUNIOR Boys and Girls Minimum age and recommended grade table with criteria		
Turning 9 years	Orange - Green	Orange – Green Black Tip
	 <p>+2 Throws 1 Combination 2 Hold Down + 2 escapes 1 Transition to Newaza Hold Down Break falls - Knowledge</p>	 <p>+2 Throws +1 Combination 3 Hold Down + 3 escapes +1 Transition to Newaza Hold Down Break falls - Knowledge</p>
Turning 10 years	Green	Green Black Tip
	 <p>+2 Throws +1 Combination Revise 2 Hold Downs +1 Transition to Newaza Hold Down Break falls - Knowledge</p>	 <p>+2 Throws +1 Combination Revise 2 Hold Downs +1 Transition to Newaza Hold Down Break falls - Knowledge</p>
Turning 11 years	Green – Blue	Green – Blue Black Tip
	 <p>+2 Throws +1 Combination Revise 2 Hold Downs 1 Transition to Newaza Hold Down Break falls - Knowledge</p>	 <p>+2 Throws +1 Combination Revise 2 Hold Downs 1 Transition to Newaza Hold Down Break falls - Knowledge</p>

SENIOR Boys and Girls Minimum age and recommended grade table with criteria		
Turning 12 years	Blue	Blue Black Tip
		
	1st, 2nd, 3 rd set of Gokyo = 24 throws 1 st Set Nage No Kata - Tori	1st, 2nd, 3 rd set of Gokyo = 24 throws 1 st Set Nage No Kata – Tori with increased competency
Turning 13 years	Blue – Brown	Blue – Brown Black Tip
		
	1st, 2nd, 3rd, 4th set of Gokyo = 32 throws 1 st & 2 nd Set Nage No Kata - Tori 1 strangle, 1 arm lock	1st, 2nd, 3rd, 4th set of Gokyo = 32 throws 1 st & 2 nd Set Nage No Kata – Tori with increased competency 2 strangles, 2 arm locks
Turning 14 years	Brown	Brown Black Tip
		
	1st, 2nd, 3rd, 4 th & 5 th set of Gokyo = 40 throws 1 st , 2 nd & 3 rd Set Nage No Kata – Tori Transition to Newaza proficiency Practical application of Strangles and Arm locks	1st, 2nd, 3rd, 4 th & 5 th set of Gokyo = 40 throws 1 st , 2 nd & 3 rd Set Nage No Kata – Tori with increased competency Transition to Newaza proficiency Practical application of Strangles and Arm locks

5.5 NATIONAL KYU GRADE CERTIFICATE

The official national Kyu grade certificate is to be used to validate and recognise all Kyu grade promotions for Judo Federation of Australia members.

State organisations purchase certificates from the national office. Club coaches can purchase the certificates from their Member State organisation.



SECTION 6 - SENIOR KYU GRADES PROMOTION

Senior Kyu grades are awarded to members who turn 15 years old in the current calendar year or are older. They are classified in to three sections listed below:

6.1 SENIOR KYU GRADES CLASSIFICATIONS

Cadet Women/Men	Members who turn 15, 16 or 17 years old in the current calendar year.
Junior Women/Men	Members who turn 18, 19 or 20 years old in the current calendar year.
Senior Women/Men	Members who are turning 21 years or older in the current calendar year.

6.2 SENIOR CADET GRADES OVERVIEW

- a) Cadets are defined as senior members of the JA, aligning with the IJF definition of members who turn 15, 16 or 17 years old in the current calendar year.
- b) Cadet Kyu Grades are awarded as per the senior grades policy, with full belt colours Yellow, Orange, Green, Blue and Brown belts.
- c) **Juniors progressing to the Senior Cadet division will start at a maximum grade of Senior GREEN BELT (3rd Kyu).** This is to allow participation in development Kyu Grade Competitions and allow time for the safe introduction and development of the skills and knowledge required for senior member grades and participation, particularly arm locks, strangles and kata.
- d) Cadets will be assessed against the Senior Kyu Grades criteria as detailed in Sections 6.4 and 6.5 within this policy.
- e) Cadets may achieve a Sho Dan (1st Dan) grade promotion in Exceptional circumstance. This will be managed and deliberated by the National Grading Committee (NGC) under the Contest pathway. **Member states will need to forward to the NGC a fully completed and signed Dan grade application form in each case.** Only Contest points gained at Junior Women/Men and Senior Men/Women divisions only, will count and it is expected that a clearly documented Exceptional contest record will highlight the application.

There will be an expectation that members have knowledge and be able to demonstrate the Nage-No-Kata, the Gokyo, Shime and Kansetsu Waza as per a Senior Sho Dan promotion.

Time in grade and Sho Dan grade criteria need to be met and demonstrated before an appropriately qualified, NGC approved, State Grading Panel.

- f) The Senior Cadet Time in Grade Contest Pathway is listed in the table below:

Contest Pathway	
Minimum Age	Grade
15 Years	Green
16 Years	Blue
17 years	Brown
18 Years	Black
*17 Years in Exceptional Circumstance(refer 6.2e)	Black

Minimum time in Rank is that period in which the Judoka must have maintained the current grade worn before being able to be promoted to the next grade.

The applicant must have a cumulative total of financial years in grade equal to the minimum time in grade required for promotion. They must be able to show continuous financial membership within their State.

- g) When Cadets progress in to the Junior Women and Men age group they maintain their current grade.

6.3 SENIOR KYU GRADES OVERVIEW

The grade of White belt, (6th Kyu or Rok Kyu) is given to those Judoka who have commenced the sport of Judo, have a Judogi and are registered members of the State organisation of the JA.






- a) Table 6.5 lists the Senior Kyu Grade progression with criteria for assessment
- b) The regular pathways for Senior Kyu Grade promotion are Contest, Knowledge with Service and Knowledge only
- c) The time in grade for the Contest pathway is a minimum of six (6) months
- d) The time in grade for the Knowledge with Service pathway is a minimum of nine (9) months
- e) The time in grade for the Knowledge only pathway is a minimum of twelve (12) months
- f) The Competition pathway for Senior Kyu Grade promotion commences from Orange Belt (4th Kyu)
- g) Competition points are awarded as per table 6.4 below

6.4 SENIOR KYU GRADES CONTEST POINTS TABLE

SENIOR KYU GRADES CONTEST POINTS TABLE	
Yellow Belt – 5 th Kyu	Not applicable
Orange Belt – 4 th Kyu	Not applicable
Green Belt – 3 rd Kyu – Minimum 15 years	30 points
Blue Belt – 2 nd Kyu – Minimum 16 years	50 points
Brown Belt – 1 st Kyu – Minimum 17 years	100 points

Score	2 grades below	1 grade below	Equal grade	1 grade above	2 grades above
Ippon	5	7	10	15	20
Waza –ari	3	5	7	10	15

6.5 SENIOR KYU GRADES CRITERIA

<p>*Time in grade for each belt is a minimum of 12 months under the Knowledge only pathway, 9 months under a Knowledge with Service pathway and 6 months under a Contest pathway. Section 11 provides candidates with a complete overview of the techniques for each grade below:</p>		
<p>Yellow 5th Kyu Go Kyu</p>	 <p>Basic understandings of Judo fundamentals – posture, movement, breaking balance and terminology.</p>	<p>1st Kyo of Gokyo 2 Hold Downs 1 Armlock 1 Strangle Breakfalls Belt Tie Knowledge Regular training</p>
<p>Orange 4th Kyu Yon Kyu</p>	 <p>Improved break falls, increasing knowledge of techniques. Able to display techniques with correct unbalancing, control and speed.</p>	<p>1st & 2nd Kyo of Gokyo +2 Hold Downs 1 Armlock 1 Strangle Breakfalls Knowledge Regular training Contest rules – basic understanding</p>
<p>Green 3rd Kyu San Kyu Minimum 15 yrs</p>	 <p>Increasing skill level of technique demonstration, including right & left sides.</p>	<p>1st, 2nd & 3rd Kyo of Gokyo 1st set Nage No Kata - Tori +2 Hold Downs +1 Armlock +1 Strangle 2 Counters 2 Combinations Regular training *30 Contest points</p>
<p>Blue 2nd Kyu Ni Kyu Minimum 16 yrs</p>	 <p>Further development of techniques on both sides with emphasis on improved throwing, combination and countering techniques.</p>	<p>1st, 2nd, 3rd & 4th Kyo of Gokyo 1st & 2nd set Nage No Kata - Tori +2 Hold Downs +2 Arm locks +2 Strangles +2 Counters +2 Combinations Basic understanding of Refereeing Rules Regular training *50 Contest points</p>
<p>Brown 1st Kyu Ik Kyu Minimum 17 yrs</p>	 <p>Able to demonstrate the broad range of Judo techniques with skill and practicality.</p>	<p>1st, 2nd, 3rd, 4th & 5th Kyo of Gokyo 1st, 2nd & 3rd set Nage No Kata - Tori All Hold Downs 6 Arm locks 6 Strangles Practical demonstrations of Transition to Ne Waza, Counters & Combinations Understanding of Refereeing Rules Regular training *100 Contest points</p>







SECTION 7 – NO LIMITS GRADING







7.1 Overview

- a) No Limits (NL) judoka are players with special needs. That term can encompass a broad range of conditions, such as Autism Spectrum Disorders, ADHD, or an intellectual, physical or sensory disability. It is the choice of the judoka/coach as to whether they follow this No Limits grading policy, the mainstream JA National Grading Policy or both.
- b) There has always been a certain amount of “coaches’ discretion’ with regards to special needs gradings. If a judoka is not physically capable of tying his/her belt, but can do it with some assistance, it is ok to sign off on the judoka tying the belt.
- c) Retention of a technique can be very challenging for NL judoka. The ‘date’ section should be completed when a judoka has understood that technique to the best of their ability. Learning that your partner must be moving backwards or sideways when performing Osoto Otoshi or Osoto Gari, is an important aspect of the technique.
- d) The solid belt colours are not used in NL gradings to help remove any confusion with mainstream grades.
- e) To compete in a mainstream competition, you must have the appropriate mainstream grade. To achieve a Black Belt in judo you must follow the mainstream JA National Grading Policy. This includes Minimum Time in Rank in which the Judoka must have maintained the current grade worn before being able to be promoted to the next grade.
The applicant must have a cumulative total of financial years in grade equal to the minimum time in grade required for promotion. They must be able to show continuous financial membership within their State.
- f) ‘Knowledge’ is determined by the coach and should be gauged directly with the judoka’s intellectual ability.
- g) Grading Certificates should state ‘No Limits’ then the relevant grade and other details.

7.2 NO LIMITS GRADING CRITERIA

No Limits Grading Progression and Criteria

<p>White – Yellow 1 Throw - 1 Hold Down</p>	<p>White – Yellow Black Tip 2 Throws - 2 Hold Downs</p>
	
<p>Name throw: <i>Date Achieved:</i> Name Hold Down: <i>Date Achieved:</i> Tie Belt - Break falls – Knowledge</p>	<p>Name throw: <i>Date Achieved:</i> Name Hold Down: <i>Date Achieved:</i> Tie Belt - Break falls - Knowledge</p>
<p>Yellow Black Tip 3 Throws - 3 Hold Downs</p>	<p>Yellow – Orange 4 Throws - 4 Hold Downs</p>
	
<p>Name throw: <i>Date Achieved:</i> Name Hold Down: <i>Date Achieved:</i> Tie Belt - Break falls – Knowledge</p>	<p>Name throw: <i>Date Achieved:</i> Name Hold Down: <i>Date Achieved:</i> Tie Belt - Break falls - Knowledge</p>
<p>Yellow – Orange Black Tip 5 Throws - 5 Hold Down</p>	<p>Orange Black Tip 6 Throws - 6 Hold Downs</p>
	
<p>Name throw: <i>Date Achieved:</i> Name Hold Down: <i>Date Achieved:</i> Tie Belt - Break falls – Knowledge</p>	<p>Name throw: <i>Date Achieved:</i> Name Hold Down: <i>Date Achieved:</i> Tie Belt - Break falls - Knowledge</p>
<p>To achieve the required competency of Throwing techniques, the judoka must understand the Kuzushi and direction of the throw.</p> <p>To achieve the required competency of Hold Downs, the judoka must also know how to escape from the Hold.</p> <p>Minimum of 3 months in grade for Orange Black Tip and below.</p> <p>Minimum of 6 months in grade for Orange Green and above.</p>	

No Limits Grading Progression and Criteria	
Orange – Green 7 Throws - 7 Hold Downs	Orange – Green Black Tip 8 Throws - 8 Hold Downs
	
Name throw: <i>Date Achieved:</i> Name Hold Down: <i>Date Achieved:</i> 1 x Turn Over <i>Date Achieved:</i> 1 x Transition to Hold Down <i>Date Achieved:</i> Tie Belt - Break falls – Knowledge	Name throw: <i>Date Achieved:</i> Name Hold Down: <i>Date Achieved:</i> 2 x Turn Overs <i>Date Achieved:</i> 2 x Transitions to Hold Down <i>Date Achieved:</i> Tie Belt - Break falls – Knowledge
Green Black Tip 9 Throws - 9 Hold Downs	Green – Blue 10 Throws - 10 Hold Downs
	
Name throw: <i>Date Achieved:</i> Name Hold Down: <i>Date Achieved:</i> 3 x Turn Overs <i>Date Achieved:</i> 3 x Transition to Hold Down <i>Date Achieved:</i> Tie Belt - Break falls – Knowledge	Name throw: <i>Date Achieved:</i> Name Hold Down: <i>Date Achieved:</i> 4 x Turn Overs <i>Date Achieved:</i> 4 x Transition to Hold Down <i>Date Achieved:</i> Tie Belt - Break falls – Knowledge
Green – Blue Black Tip 11 Throws	Blue Black Tip 12 Throws
	
Name throw: <i>Date Achieved:</i> 1 st Technique of Nage No Kata as Tori <i>Date Achieved:</i> 1 x Combination <i>Date Achieved:</i> Tie Belt - Break falls – Knowledge	Name throw: <i>Date Achieved:</i> 2 nd Technique of Nage No Kata as Tori <i>Date Achieved:</i> 2 x Combination <i>Date Achieved:</i> Tie Belt - Break falls – Knowledge

No Limits Grading Progression and Criteria

Modified Tachi-Waza, Ne-Waza and Kata techniques are expected depending on the judokas ability.

<p>Blue – Brown 13 Throws</p>	<p>Blue – Brown Black Tip 14 Throws</p>
	
<p>Name throw: Date Achieved: 3rd Technique of Nage No Kata as Tori Date Achieved: 3 x Combination Date Achieved: Tie Belt - Break falls – Knowledge</p>	<p>Name throw: Date Achieved: 1st Technique of Nage No Kata as Uke Date Achieved: 4 x Combination Date Achieved: Tie Belt - Break falls – Knowledge</p>
<p>Brown Black Tip 15 Throws</p>	
	
<p>Name throw: Date Achieved: 2nd and 3rd Techniques of Nage No Kata as Uke Date Achieved: 5 x Combination Date Achieved: Tie Belt - Break falls – Knowledge</p>	
<p>Only registered JA Examiners can grade NL judoka.</p> <p>Shodan examiners may grade to Brown Black Tip.</p> <p>There is no progression to Shodan through the No Limits grading system; to achieve Shodan, a judoka must be examined through the mainstream JA National Grading Policy.</p>	

SECTION 8 - DAN GRADING OVERVIEW

8.1 DAN GRADES BELT COLOURS

Grade	Colour
Sho Dan	Black Belt
Ni Dan	Black Belt
San Dan	Black Belt
Yon Dan	Black Belt
Go Dan	Black Belt
Roku Dan	Black or Red/White Belt
Shichi Dan	Black or Red/White Belt
Hachi Dan	Black or Red/White Belt
Ku Dan	Black or Red Belt
Ju Dan	Black or Red Belt

8.2 DAN GRADE PATHWAYS

There are nine (9) pathways of obtaining promotion to Dan rank within the sport of Judo. They are as follows:

Contest Points and Knowledge Pathway – (refer 8.2.1)

Knowledge and Service Pathway – (refer 8.2.2)

Kata Competition Pathway– (refer 8.2.3)

Veterans Competition Pathway – (refer 8.2.4)

Cadets Competition Pathway – (refer 8.2.5)

No Limits Pathway – (refer 8.2.6)

Batsugun Pathway – (refer 8.2.7)

Knowledge Only Pathway – (refer 8.2.8)

Dan Grade Ratification – (refer 8.2.9)

8.2.1 Contest Points and Knowledge Pathway

Points are awarded for each bout contested and won in open, JA sanctioned events. The points allocated to judoka in competition are detailed in the table below.

Dan Grades Points Table					
Points for Contest					
Score	2 grades below	1 grade below	Equal grade	1 grade above	2 grades above
Ippon	5	7	10	15	20
Waza – ari	3	5	7	10	15

Minimum Time in Rank is that period in which the Judoka must have maintained the current grade worn before being able to be promoted to the next grade.

The applicant must have a cumulative total of financial years in grade equal to the minimum time in grade required for promotion. They must be able to show continuous financial membership within their State.

SHO DAN TO GO DAN – CONTEST TIME IN RANK REQUIREMENTS		
Grade		Minimum Time in Rank
		8.2.1 Contest Points and Knowledge
1 st Dan	Sho Dan	1 Year = 150 points 2 Years = 100 points
2 nd Dan	Ni Dan	2 years = 150 points 3 years = 100 points
3 rd Dan	San Dan	3 years
4 th Dan	Yon Dan	4 years
5 th Dan	Go Dan	5 years

Contest points and knowledge is the preferred pathway in which judoka are able to seek promotion through the Dan grading system.

Generally, there is an expectation that judoka will grade up to San Dan (3rd) via the Contest points and Knowledge pathway. The Contest points pathway up to San Dan (3rd) is a criteria for Master Grade promotion. Judoka who undertake this pathway may apply (when eligible) for promotion to the grades of Roku Dan (6th) and above.

Points criteria for Dan ranks are outlined in Section 8.

Special note: If a judoka retires from senior competition with competition points less than required for their next grade, those competition points may be added to the 7.5 Knowledge and Service pathway. For example, a judoka retires with 50 competition points at San Dan (3rd Dan) level. Under the Knowledge with Service pathway, the judoka has a time in grade of 6 years with a requirement of 150 points. The 50 points gained in competition may be added so that only an additional 100 service points are needed to eligible for Yon Dan (4th Dan) application.

8.2.1a) High Performance/International Results pathway:

An Athlete that achieves one or more of the following, will automatically be graded to their next Dan grade, upon receipt of a fully completed and appropriately signed off application. from together with payment:

- a) Top 7 finish at a Senior Worlds or Olympic Games
- b) Top 5 finish at a Masters event (top 36 in the world event)
- c) Direct qualification for the Olympic Games while it is top 17-22 in the world.

Note that this is only while Oceania is not a stand-alone event i.e. Asia-Oceania or Pan-Am Oceania is the continental event.

The quota spot is not included for this pathway.

This pathway is a one-time only Dan grade recognition for outstanding senior shiai performance.

8.2.2 Knowledge and Service Pathway

Judoka are able to gain promotion via the Knowledge with Service pathway, if they are unable to gain points through competition. This method of attaining promotion requires the Judoka to show dedication through active service via, coaching, refereeing, tournament administration, and team management appointments.

Please refer to Appendix D – Annual Table of Service Points.

Judoka who wish to gain promotion on this pathway must also be able to demonstrate significant knowledge on a broad range of aspects of Judo. This will include demonstration of techniques, the required Katas and a practical refereeing component.

Judoka who are graded via the knowledge and service to the sport of Judo will only be able to progress to the maximum rank of **Go Dan (5th Dan)**.

Service points in the areas of Administration, Coaching, Refereeing, Tournament and Team Management are awarded annually to recognise a member's active contribution and further involvement in the sport of Judo.

A comprehensive Annual Table of Points is documented in Appendix D. Please refer to this annex for a detailed explanation of Service points available to members.

The methods and allocation of points to be recognised for Dan grade promotion are shown in the requirements for each Dan Grade. Generally, members seeking promotion via the Knowledge and Service only pathway are eligible to be graded to a maximum of Go Dan (5th).

Minimum Time in Rank is that period in which the Judoka must have maintained the current grade worn before being able to be promoted to the next grade.

The applicant must have a cumulative total of financial years in grade equal to the minimum time in grade required for promotion. They must be able to show continuous financial membership within their State

SHO DAN TO GO DAN – SERVICE TIME IN RANK REQUIREMENTS		
Grade		Minimum Time in Rank
		8.2.2 Knowledge and Service
1 st Dan	Sho Dan	3 years
2 nd Dan	Ni Dan	4 years
3 rd Dan	San Dan	5 years
4 th Dan	Yon Dan	6 years
5 th Dan	Go Dan	7 years

8.2.3 Kata Competition Pathway

This method of promotion allows for Judoka participating in recognised Kata competitions to gain points for Dan grade promotion.

Time in grade and member registration must be met.

Competition participation at the following levels will be recognised for promotion via this pathway, with specific conditions listed following

State International Opens

National Championships

Oceania Championships

IJF Kata Championships

- a) The points are gained for performance.

Points are allocated as follows;

A performance score, that is a > 80% scores = **25 points**

A performance score that is a > 70% scores = **20 points**

A performance score that is a > 60% scores = **15 points**

- a) Two (2) Katas can be claimed for points. The first is the Kata that the candidate requires for their next Dan grade promotion. The second can be chosen from any higher Dan grade Kata.
- b) Promotion via this pathway can only be under the "Knowledge and Service" category.
- c) It is up to the applicant to provide proof of points claimed.
- d) Promotion via this pathway is limited to **Go Dan (5th)**.
- e) Minimum Time in Rank is that period in which the Judoka must have maintained the current grade worn before being able to be promoted to the next grade. The applicant must have a cumulative total of financial years in grade equal to the minimum time in grade required for promotion. They must be able to show continuous financial membership within their State.

Kata Time in Rank and Points Table

For Grade of		Time	Points
1 st Dan	Sho Dan	2 years	100
2 nd Dan	Ni Dan	3 years	100
3 rd Dan	San Dan	4 years	100
4 th Dan	Yon Dan	5 years	100
5 th Dan	Go Dan	6 years	100

8.2.4 Veterans Competition Pathway

This method of promotion allows for Judoka participating in recognised Veteran's competitions to gain points for Dan grade promotion.

Time in grade and member registration must be met.

Competition participation at the following levels will be recognised for promotion via this pathway

State International Opens

National Championships

Oceania Championships

IJF Sanctioned Veterans Championships with specific conditions listed following:

- a) The applicant can only claim points for wins as per the table below.
- b) It is up to the applicant to provide proof of points claimed.
- c) Promotion via this pathway is limited to **San Dan (3rd)**.
- d) Minimum Time in Rank is that period in which the Judoka must have maintained the current grade worn before being able to be promoted to the next grade.

The applicant must have a cumulative total of financial years in grade equal to the minimum time in grade required for promotion. They must be able to show continuous financial membership within their State.

Veterans Time in Rank and Points Table

For Grade of		Time		Points	
1 st Dan	Sho Dan	2 years		100	
2 nd Dan	Ni Dan	3 years		120	
3 rd Dan	San Dan	4 years		150	
Score	2 grades below	1 grade below	Equal grade	1 grade above	2 grades above
Ippon	5	7	10	15	20
Waza -ari	3	5	7	10	15

8.2.5 Cadets Pathways – Refer to Section 6.2

8.2.6 No Limits Pathways – Refer to Section 7

8.2.7 Batsugun Pathway

Batsugun promotion may be attained by either:

Tournament Batsugun

Which is five (5) consecutive wins over the entire course of an approved JA tournament against different opponents of the same grade or higher.

The wins must all be by Ippon in the one division.

Kohaku Kachi Nun Shiai

For promotion to 1st Dan: Minimum of six (6), 1st Kyu competitors.

The judoka are arranged in order of promotion points and weight and the least qualified judoka competes first, against each of the others in turn, for as long as that judoka continues to defeat them by Ippon.

Contest time is four (4) minutes per match.

At any time when the judoka undertaking a Batsugun does not win by Ippon, the Batsugun ends and that judoka returns to the lineup.

Each of the six judoka is allowed their own Batsugun.

The recognition of a Batsugun Grade involves the same application and approval process outlined in this policy, namely, having current registration and time in grade eligibility. This avenue of promotion is only available to 1st Kyu (Brown belt) seeking promotion to Sho Dan (1st Dan) and Sho Dan seeking promotion to Ni Dan (2nd Dan).

8.2.8 Knowledge Only Pathway

This pathway is the least preferred form of grading. Judoka must have a legitimate reason for not being able to participate in competition or being able to contribute their service to Judo. Such reasons must accompany their completed application for a grading and be forwarded to the relevant State Grading Authority for deliberation.

Judoka who wish to gain promotion on this pathway must demonstrate sound Judo knowledge including demonstration of throwing and grappling techniques, the required Katas and a practical refereeing component.

Minimum Time in Rank is that period in which the Judoka must have maintained the current grade worn before being able to be promoted to the next grade.

The applicant must have a cumulative total of financial years in grade equal to the minimum time in grade required for promotion. They must be able to show continuous financial membership within their State.

Judoka seeking Dan grade promotion via the Knowledge only pathway will only be eligible to obtain the maximum rank of San Dan (3rd)

SHO DAN TO SAN DAN – KNOWLEDGE TIME IN RANK REQUIREMENTS		
Grade		Minimum Time in Rank
		8.2.8 Knowledge Only
1 st Dan	Sho Dan	5 years
2 nd Dan	Ni Dan	6 years
3 rd Dan	San Dan	7 years

8.2.9 Dan Grade Ratification

This pathway allows for Dan grades promotions received outside of Australia to be recognised under the criteria set out below:

8.2.9a) OVERSEAS NATIONALS RESIDING IN AUSTRALIA (ONRA)

ONRA who wish to have their grade recognised may do so via a ratification process, if the grade was awarded by a National Sporting Organisation recognised by the IJF or the Kodokan Judo Institute, Tokyo, Japan.

ONRA who wish to seek Dan grade promotion in Australia must:

1. Complete the appropriate JA Dan Grading Application form.
2. Provide proof of previous grade promotions. For example, providing copies of grading certificates or a letter from the registered NSO confirming current grade status and history.
3. Forwarding the appropriate fee with the application.
4. Clearly demonstrate that they meet time in grade requirements and the expected criteria for the grade promotion.
5. Where necessary, provide a letter or email of clearance from their previous NSO.

If a grade has been awarded by an Organisation other than one recognised by the IJF, it will be mandatory for the judoka to sit an examination for the rank level required in the State in which he or she resides.

8.2.9b) AUSTRALIAN NATIONALS WITH DUAL OR MULTIPLE CITIZENSHIP

Australian citizens with dual citizenship, seeking grade promotion, must do so with the mutual agreement of the NSO's involved. The Australian citizen must ask for JA permission to grade in the other NSO and if successful undertake a JA ratification of grade process for recognition in Australia. That process includes:

1. Complete the appropriate JA Dan Grading Application form.
2. Provide proof of current and previous grade promotions. For example, providing copies of grading certificates or a letter from the registered NSO confirming current grade status and history.
3. Forwarding the appropriate ratification of grade fee with the application.
4. Clearly demonstrate that they meet time in grade requirements and the expected criteria for the grade promotion.
5. Provide a letter or email of clearance or support from their previous NSO.

This process is put in place to ensure that "skip grading" (jumping more than one grade at a time) is avoided.

Members who present with a higher grade from a country of citizenship outside Australia without going through the above process will need to present themselves before an appropriately qualified JA member grading panel, one grade at a time. Failure to do so will mean that in Australia, the former grade will remain and the grade attained in the other NSO will only be recognised in that country, as confirmed by the IJF.

8.2.9c) AUSTRALIAN NATIONALS RESIDING OVERSEAS (ANRO)

ANRO, who wish to participate in judo overseas and seek promotion, may only do so with the written permission of the NGC and their relevant State Board of Management. In doing so, judoka must have fulfilled the requirements for the grade being attempted as set out in this policy.

SECTION 9 – CRITERIA FOR DAN GRADE PROMOTION

9.1 SHO DAN – TIME IN RANK / POINTS

Table of Contest Points & Time Requirements

For Grade of	Time	Points
Sho Dan	1 year	150
	2 years	100

Table of Knowledge with Service to the Art

For Grade of	Time	Points
Sho Dan	3 years	150

Table of Knowledge to the Art

For Grade of	Time	Points
Sho Dan	5 years	N/A

9.2 SHO DAN EXAMINATION

Sho Dan (1st Dan) is the first of the degrees in Judo. As such, all Judoka must perform and be prepared to explain the dynamics of the techniques (left and right handed) required to be displayed during the examination as shown below:

Examination Category	No. of Techniques	Specific Requirements
Nage Waza	All Go Kyo No Waza	
Osaekomi Waza	6	
Turn Over Techniques	4	
Moving Past the Legs	4	
Shime Waza	6	
Kansetsu Waza	6	
Renraku Waza	8	All techniques from the 1 st Go Kyo
Kaeshi Waza	8	All techniques from the 1 st Go Kyo

Kata	Nage No Kata	All sets of the Kata as Tori
Additional Knowledge	Refereeing and Coaching Courses	Judoka will be required to sit a theoretical refereeing paper and be able to explain coaching principles

9.3 NI DAN – TIME IN RANK / POINTS

Contest Points & Time Requirements

For Grade of	Time	Points
Ni Dan	2 years	150
	3 years	100

Table of Knowledge with Service to the Art

For Grade of	Time	Points
Ni Dan	4 years	150

Table of Knowledge to the Art

For Grade of	Time	Points
Ni Dan	6 years	N/A

9.4 NI DAN EXAMINATION

Ni Dan (2nd Dan) is the second of the degrees in Judo. As such, all Judoka must perform and be prepared to explain and demonstrate increased knowledge of all the dynamics of the techniques (left and right handed) required to be displayed during the examination as shown below:

Examination Category	No. of Techniques	Specific Requirements
Nage Waza	All Go Kyo No Waza	
Osaekomi Waza	6	
Turn Over Techniques	4	
Moving Past the Legs	4	
Shime Waza	6	
Kansetsu Waza	6	
Renraku Waza	8	Techniques may be chosen from the 1 st and 2 nd Go Kyos
Kaeshi Waza	8	Techniques may be chosen from the 1 st and 2 nd Go Kyos
Kata	Nage No Kata	All sets of Nage No Kata as Tori & Uki
	Katame No Kata	All sets as Tori
Additional Knowledge	Refereeing and Coaching	Judoka will be required to sit a theoretical refereeing paper and be able to explain coaching principles

9.5 SAN DAN – TIME IN RANK / POINTS

Contest Points & Time Requirements

For Grade of	Time	Points
San Dan	3 years	150
	4 years	100

Table of Knowledge with Service to the Art

For Grade of	Time	Points
San Dan	5 years	150

Table of Knowledge to the Art

For Grade of	Time	Points
San Dan	7 years	N/A

9.6 SAN DAN EXAMINATION

San Dan (3rd Dan) is the third of the degrees in Judo. As such, all Judoka must perform and be prepared to explain and demonstrate increased knowledge of all the dynamics of the techniques (left and right handed) required to be displayed during the examination as shown below:

Examination Category	No. of Techniques	Specific Requirements
Nage Waza	All Go Kyo No Waza	
Osaekomi Waza	6	
Turn Over Techniques	4	
Moving Past the Legs	4	
Shime Waza	6	
Kansetsu Waza	6	
Renraku Waza	8	Techniques may be chosen from the 1 st and 2 nd Go Kyos
Kaeshi Waza	8	Techniques may be chosen from the 1 st and 2 nd Go Kyos
Kata	Nage No Kate	All sets as Tori and Uki
	Katame No Kata	All sets as Tori and Uki
Additional Knowledge	Refereeing and Coaching Courses	Judoka will be required to sit a theoretical refereeing paper and be able to explain coaching principles.

9.7 YON DAN – TIME IN RANK /POINTS

Contest Points & Time Requirements

For Grade of	Time	Points
Yon Dan	4 years	150
	5 years	100

Table of Knowledge with Service to the Art

For Grade of	Time	Points
Yon Dan	6 years	150

9.8 YON DAN EXAMINATION

Yon Dan (4thDan) is the fourth of the degrees in Judo. As such, all Judoka must perform and be prepared to explain and demonstrate increased knowledge of all the dynamics of the techniques (left and right handed) required to be displayed during the examination as shown below:

Examination Category	No. of Techniques	Specific Requirements
Nage Waza	All Go Kyo No Waza	Additional techniques must be shown from the Shimmeisho No Waza
Osaekomi Waza	8	
Turn Over Techniques	4	
Moving Past the Legs	4	
Shime Waza	8	
Kansetsu Waza	8	
Renraku Waza	8	Techniques may be chosen from the 1 st to 3 rd Go Kyos
Kaeshi Waza	8	Techniques may be chosen from the 1 st to 3 rd Go Kyos
Kata	Kime No Kata	All sets as Tori and Uki
Additional Knowledge	Refereeing and Coaching Courses	Judoka will be required to sit a theoretical refereeing paper and be able to explain coaching principles.

9.9 GO DAN – TIME IN RANK POINTS

Contest Points & Time Requirements

For Grade of	Time	Points
Go Dan	5 years	150
	6 years	100

Table of Knowledge with Service to the Art

For Grade of	Time	Points
Go Dan	7 years	150

9.10 GO DAN EXAMINATION

Go Dan is the fifth of the degrees in Judo. As such, all Judoka must perform and be prepared to explain and demonstrate increased knowledge of all the dynamics of the techniques (left and right handed) required to be displayed during the examination as shown below:

Examination Category	No. of Techniques	Specific Requirements
Nage Waza	All Go Kyo No Waza	Additional techniques must be shown from the Shimmeisho No Waza
Osaekomi Waza	8	
Turn Over Techniques	4	
Moving Past the Legs	4	
Shime Waza	8	
Kansetsu Waza	8	
Renraku Waza	10	Techniques may be chosen from the 1 st to 4 th Go Kyos
Kaeshi Waza	10	Techniques may be chosen from the 1 st to 4 th Go Kyos
Kata	Ju No Kata	All sets of as Tori and Uki.
Additional Knowledge	Refereeing and Coaching Courses	Judoka at this level will be required to update their refereeing knowledge and explain coaching principles.

SECTION 10 – MASTER DAN GRADES

10.1 INTRODUCTION

The promotion to the Master Grades of 6th Dan and above are awarded on the basis of outstanding achievement and service at National and International levels of activity during the candidate's Judo career.

Members seeking promotion to Master Grades 6th Dan and above can only do so if they have obtained a minimum **JA Contest record up to and including San Dan (3rd Dan)**.

Nomination for promotion to these grades will be via the Master Dan Grade Application Form together with a resume of the candidate's judo career. Candidates are required to provide full authentication of positions held or achievements in support of their application for examination / promotion.

In considering nominated candidates for promotion, the profile record of the candidate shall be examined before any recommendation for examination or promotion is granted. The National Grading Committee may, at its sole discretion, require the nominated candidate to undertake special examination in Judo technique, Kata, Judo history, rules of competition and grading requirements. Current contest ability is not a pre-requisite for promotion in this category.

All Master Dan Grading Examinations will be held publicly at the annual National Championships.

The following must be demonstrated:

- a) Proof of active and continuous membership for the time in rank period required.
- b) Have obtained a JA grade of San Dan (3rd Dan) through sanctioned IJF/JA events.
- c) At least 20 years' active registered membership of JA.
- d) At least 40 years of age

There are four (4) designated pathways for a Master Dan Grade Promotion.

A Class – Olympic Level

B Class – International Level

C Class – Continental Union Level

D Class – National Level

Promotion to 6th Dan has A, B, C, D pathways.

Promotion to 7th Dan has A, B, C pathways and requires the approval of Oceania Judo Union.

Promotion to 8th, 9th and 10th Dan, using the IJF Grading Application Form, has only A and B pathways and be deliberated by the International Judo Federation.

10.2 MASTER GRADES - TIME IN RANK REQUIREMENTS

These pathways cater for members who have competition, refereeing, administration and coaching involvement on a continuum from National to Olympic level.

The tables below indicate the Time in Rank requirements.

6th Dan	Age	40 years or more
	Time	Time in Grade as 5 th Dan
	Points	
	150	7 years rated in "A" Class (Olympic/International)
	150	8 years rated in "B" Class (International)
	150	9 years rated in "C" Class (Union)
	150	10 years rated in "D" Class (National)
	Kata	Kodokan Goshin Jutsu Kata & Itsutsu No Kata
	Nomination	Recommended by NGC for JA approval

7th Dan	Age	50 years or more
	Time	Time in Grade as 6 th Dan
	Points	
	150	8 years rated in "A" Class (Olympic/International)
	150	9 years rated in "B" Class (International)
	150	10 years rated in "C" Class (Union)
	Kata	Ko Shiki No Kata
	Nomination	Recommended by NGC for JA approval to OJU

8th Dan	Age	60 years or more
	Time	Time in Grade as 7 th Dan
	Points	
	150	10 years rated in "A" Class (Olympic/International)
	150	15 years rated in "B" Class (International)
	Kata	Kata as determined by the NGC
	Nomination	Recommended by NGC for JA approval to IJF

10.3 MASTER GRADES - QUALIFICATIONS

A Class – Olympic / International Level Qualification
Contest participation in Olympic Games or Senior World Championships and attaining a top ten (10) placing.
Referee participation in Olympic Games or Senior World Championships as IJF appointed referee (minimum of 5 events)
International Judo Federation Executive Member (minimum of 4 years)
Australian Coach in Olympic Games or Senior World Championships (minimum of 5 events)

B Class - International Level Qualification
Contest participation in major International Tournaments categorised by the IJF and attaining medal or certificate placing in the first 5 places
Referee (IJF "A" or "B" class) in IJF classified International Championships (minimum of 5 events)
IJF Commissioner (minimum 4 years)
Appointed National Coach of National Judo Teams to major International Tournaments (minimum 4 years)

C Class – Oceania Judo Union Level Qualification
Contest participation in an Oceania Judo Union Championships attaining 1st, 2nd or 3rd place medal
OJU Executive member (minimum of 4 years)
OJU Commission Chair (minimum 4 years)
OJU "A" Referee officiating at Union or above tournaments (minimum 3 events)
Appointed National Coach of National Judo Teams (minimum 4 years)

D Class - National Level Qualification
Contest participation in a National Championships attaining 1st, 2nd or 3rd place medal in senior categories
National A Class Referee, officiating at National Senior events (minimum of 5 events over not less than 5 years)
Judo Federation of Australia Director (minimum 5 years)

10.4 MASTER TIME IN GRADE

5th Dan applying for 6th Dan – Time in Grade			
A Class	B Class	C Class	D Class
7 years	8 years	9 years	10 years

6th Dan applying for 7th Dan – Time in Grade			
A Class	B Class	C Class	D Class
8 years	9 years	10 years	N/A

7th Dan applying for 8th Dan - Time in Grade			
A Class	B Class	C Class	D Class
10 years	15 years	N/A	

10.5 ROKU DAN – TIME IN RANK /POINTS

Contest Points & Time Requirements

For Grade of	Time	Points
Roku Dan	7 years	150
	8 years	100

Table of Knowledge with Service to the Art

For Grade of	Time	Points
Roku Dan	“A” Class 7 years	150
Roku Dan	“B” Class 8 years	150
Roku Dan	“C” Class 9 years	150
Roku Dan	“D” Class 10 years	150

10.6 ROKU DAN EXAMINATION

Roku Dan (6th Dan) is the sixth of the degrees in Judo. As such, all Judoka must perform and be prepared to explain and demonstrate increased knowledge of all the dynamics of the techniques (left and right handed) required to be displayed during the examination as shown below:

Examination Category	No. of Techniques	Specific Requirements
Nage Waza	All Go Kyo No Waza	All techniques from the Shimmeisho No Waza
Kata	Kodokan Goshin Jutsu	All sets as Tori and Uke
	Itsutsu No Kata	All sets as Tori
Additional Knowledge	Refereeing and Coaching Courses	Judoka at this level will be required to update their refereeing knowledge and understand current coaching principles.

10.7 SHICHI DAN – TIME IN RANK /POINTS

Contest Points & Time Requirements

For Grade of	Time	Points
Shichi Dan	7 years	150
	8 years	100

Table of Knowledge with Service to the Art

For Grade of	Time	Points
Shichi Dan	"A" Class 7 years	150
Shichi Dan	"B" Class 8 years	150
Shichi Dan	"C" Class 9 years	150

10.8 SHICHI DAN EXAMINATION

Shichi Dan (7th Dan) is the seventh of the degrees in Judo. As such, all Judoka must perform and be prepared to explain and demonstrate increased knowledge of all the dynamics of the techniques (left and right handed) required to be displayed during the examination as shown below:

Examination Category	No. of Techniques	Specific Requirements
Nage Waza	As determined by the NGC	All techniques from the Shimmeisho No Waza
Kata	Koshiki No Kata	All sets as Tori
Additional Knowledge	Refereeing and Coaching Courses	Judoka at this level will be required to update their refereeing knowledge and understand current coaching principles.

10.9 HACHI DAN – TIME IN RANK /POINTS

Contest Points & Time Requirements

For Grade of	Time	Points
Hachi Dan	7 years	150
	8 years	100

Table of Knowledge with Service to the Art

For Grade of	Time	Points
Hachi Dan	"A" Class 7 years	150
Hachi Dan	"B" Class 8 years	150

10.10 HACHI DAN EXAMINATION

Hachi Dan (8th) is the eighth of the degrees in Judo. As such, all Judoka must perform and be prepared to explain and demonstrate increased knowledge of all the dynamics of the techniques (left and right handed) required to be displayed during the examination as shown below:

Examination Category	No. of Techniques	Specific Requirements
Nage Waza	As determined by the NGC	
Kata	As determined by the NGC	All sets as Tori and Uki
Additional Knowledge	Refereeing and Coaching Courses	Judoka at this level will be required to update their referring knowledge and explain coaching principles

Note: Hachi Dan (8th Dan) Ku Dan (9th Dan) and Ju Dan (10th Dan) will be recommended by the NGC, approved by JA and follow IJF guidelines.

SECTION 11 - SUMMARY OF MAJOR TECHNIQUES

11.1 GO KYO NO WAZA (Traditional Throwing Techniques)

The Go Kyo No Waza is divided into five groups of eight throws. Techniques should always be executed with more emphasis on control, style and finish, rather than absolute speed. Apart from the requirement for speed, the Go Kyo No Waza should be displayed with all of the requirements that would constitute the awarding of an Ippon during competition.

Judoka being examined for more senior grades should be able to perform Go Kyo No Waza techniques whilst on the move, so as to demonstrate a greater understanding of the body dynamics and requirements of Kuzushi (breaking balance). Greater knowledge of variations to techniques is also expected (all methods of promotion) and Judoka should also be able to explain and demonstrate the practical requirements to instruct on the teaching elements of techniques (mandatory for Knowledge Only Examinees).

The **Go Kyo No Waza** is shown below:

1 st Go Kyo	
Technique	English Translation
De Ashi Harai	Advanced Foot Sweep
Hiza Garuma	Knee Wheel
Sasae Tsurikomi Ashi	Propping Drawing Ankle Throw
Uki Goshi	Floating Hip Throw
O Soto Gari	Major Outer Reaping Throw
O Goshi	Major Hip Throw
O Uchi Gari	Major Inner Reaping Throw
Seoi Nage	Shoulder Throw

2 nd Go Kyo	
Technique	English Translation
Ko Soto Gari	Minor Outer Reaping Throw
Ko Uchi Gari	Minor Inner Reaping Throw
Koshi Guruma	Loin Wheel
Tsurikomi Goshi	Lifting Pulling Hip Throw
Okuri Ashi Harai	Sweeping Ankle Throw
Tai Otoshi	Body Drop
Harai Goshi	Sweeping Hip Throw
Uchi Mata	Inner Thigh Throw

3 rd Go Kyo	
Technique	English Translation
Ko Soto Gake	Minor Outer Hook
Tsuru Goshi	Lifting Hip Throw
Yoko Otoshi	Side Drop
Ashi Guruma	Leg Wheel
Hane Goshi	Spring Hip Throw
Harai Tsuru Komi Ashi	Sweeping Drawing Ankle Throw
Tomoe Nage	Stomach Throw
Kata Gurama	Shoulder Wheel

4th Go Kyo	
Technique	English Translation
Sumi Gaeshi	Corner Throw
Tani Otoshi	Valley Drop
Hane Makikomi	Outer Winding Spring Throw
Sukui Nage	Scooping Throw
Utsuri Goshi	Changing Hip Throw
Soto Makikomi	Major Wheel
Soto Makikomi	Outer Winding Throw
Uki Otoshi	Floating Drop

5th Go Kyo	
Technique	English Translation
O Soto Guruma	Major Outer Wheel
Uki Waza	Floating Throw
Yoko Wakare	Side Separation
Yoko Guruma	Side Wheel
Ushiro Nage	Rear Hip Throw
Ura Nage	Rear Throw
Sumi Otoshi	Corner Drop
Yoko Gake	Side Hook

11.2 SHINMEISHO NO WAZA (Additional Throwing Techniques)

The Shimmeisho No Waza is made up of an additional 19 throws recognised by the Kodokan. These throws are in addition to the variations of those throws currently recognised within the Go - Kyo No Waza. For example, Seoi Nage (1st Go Kyo) can be executed in the forms of either Morote Seoi Nage or Ippon Seoi Nage. Both forms of the throw are legitimate within the Go Kyo No Waza as variations of Seoi Nage and do not constitute a separate form of throw within the Shimmeisho No Waza. Execution of the techniques within the Shimmeisho No Waza during the examination should be conducted in the same manner as the Go Kyo No Waza techniques.

All Judoka being examined for Dan grades should be able to demonstrate techniques from the Shimmeisho No Waza, which is shown below:

TE WAZA (Hand Techniques)	
Technique	English Translation
Morote Gari	Two Hand Reap
Kuchiki Taoshi	One Hand Drop
Kibisu Gaeshi	Heel Trip
Uchi Mata Sukashi	Inner Thigh Reaping Throw Slip
Ippon Seoi Nage	One Arm Shoulder Throw

KOSHI WAZA (Hip Techniques)	
Sode Tsurikomi Goshi	Sleeve Lifting and Pulling Hip Throw
Dakiage	High Lift (No longer performed during tournaments or in Randori)

ASHI WAZA (Foot Or Leg Techniques)	
Tsubame Gaeshi	Swallow Counter (De Ashi Harai counter to De Ashi Harai)
Kouchi Gaeshi	Minor Inner Reaping Counter Throw
Ouchi Gaeshi	Major Inner Reaping Counter Throw
O Soto Gaeshi	Major Outer Reaping Counter Throw
Harai Goshi Gaeshi	Sweeping Hip Counter
Hane Goshi Gaeshi	Spring Hip counter
Kawazu Gake (Illegal)	One Leg Entanglement
Uchi Mata Gaeshi	Inner Thigh Reaping Throw Counter

YOKO SUTEMI WAZA (Side Sacrifice Techniques)	
O Soto Makikomi	Major Outer Winding Throw
Kani Basami (Illegal)	Scissors Throw
Uchi Mata Makikomi	Inner Thigh Winding Throw
Harai Makikomi	Sweeping Hip Winding Throw

ADDITIONAL TECHNIQUES	
Seoi Otoshi	Shoulder Drop
Obi Otoshi	Belt Throw
Yama Arashi	Mountain Storm
O Soto Otoshi	Major Outer Drop
Ken Ken Uchi Mata	Hopping Inner Thigh Throw
Hikkomi Gaeshi	Take Down Technique
Tawara Gaeshi	Rice Bag Throw
Daki Wakare	Rear Trunk Turnover
Uchi Makikomi	Inner Winding Technique

11.3 OSAE KOMI WAZA (Hold Down Techniques)

Osae Komi Waza utilises many different methods of restraining an opponent on the ground. Each technique executed during examination should exemplify the particular attributes of the technique. Of most importance is the maintenance of control of an opponent on entry into and during the execution of the technique, to prevent the opponent from escaping.

Judoka being examined for more senior grades should be able to perform these techniques and maintain control over the opponent whilst transitioning from one hold down technique to another. To facilitate this Osae Komi Waza is written in a progressive form, from Kese Gatame (Scarf Hold) through all techniques around the body in a clockwise direction concluding with Kata Gatame.

OSAE KOMI WAZA (Hold Down Techniques)	
Technique	English Translation
<u>Kese Gatame</u>	Scarf Hold
<u>Kuzure Kesa Gatame</u>	Broken Scarf Hold
<u>Kuzure Kami Shiho Gatame</u>	Broken Upper Four Quarter Hold
<u>Kami Shiho Gatame</u>	Upper Four Quarter Hold
<u>Ushiro Kese Gatame</u>	Reverse Scarf Hold
<u>Kuzure Yoko Shiho Gatame</u>	Broken Side Four Quarters Hold
<u>Yoko Shiho Gatame</u>	Side Four Quarters Hold
<u>Tate Shiho Gatame</u>	Vertical Four Quarters Hold
<u>Kuzure Tate Shiho Gatame</u>	Broken Four Quarters Hold
<u>Kata Gatame</u>	Shoulder Hold
<u>Ura Gatame</u>	Back Hold
<u>Uki Gatame</u>	Floating Hold

ADDITIONAL TECHNIQUES	
Technique	English Translation
Tate Sankaku Gatame	Lengthwise Triangular Hold
Kami Sankaku Gatame	Upper Triangular Hold

11.4 SHIME WAZA (Strangulation Techniques)

Shime Waza, as previously described is dangerous and potentially fatal. All Judoka must ensure that techniques are performed with care and with due regard to their grading partner. Unlike competition, the performance of Shime Waza under grading conditions is designed to examine the Judoka's technical knowledge and expertise of the techniques, for without these; application of Shime Waza in competition will be invariably poor or ineffectual.

Judoka being examined for more senior grades should be prepared to explain the differences between Shime Waza applied as a strangle and that which is applied as a choke. In addition, Dan grades examinations may include the requirements to explain the basic first aid principles to revive Judoka, who may have succumbed to the effects of Shime Waza.

Shime Waza Techniques are detailed below:

Technique	English Translation
Nami Juji Jime	Normal Cross Lock
Gyaku Juji Jime	Reverse Cross Lock
Kata Juji Jime	Half Cross Lock
Hadaka Jime	Naked Arm Lock
Okuri Eri Jime	Sliding Lapel Lock
Kata Ha Jime	Single Wing Lock
Sankaku Jime	Triangular Lock
Yoko Sankaku Jime	Side Triangular Lock
Ura Sankaku Jime	Rear Triangular Lock
Mae Hadaka Jime	Front Triangular Lock
Ryote Jime	Both Hand Lock
Sodeguruma Jime	Sleeve Looping Lock
Tsukomi Jime	Lapel Thrust Lock

11.5 KANSETSU WAZA (Armlock Techniques)

Kansetsu Waza, as previously described is dangerous and can result in serious injury to Judoka. All judoka must ensure that techniques are performed with care and with due regard to their grading partner. Unlike competition, the performance of Kansetsu Waza under grading conditions is designed to examine the judoka's technical knowledge and expertise of the techniques, for without these; application of Kansetsu Waza in competition will invariably be poor or ineffectual.

Judoka being examined for more senior grades should be prepared to demonstrate alternative methods of execution for Kansetsu Waza.

Kansetsu Waza techniques are detailed below:

Technique	English Translation
Ude Hishigi Juji Gatame	Cross Armlock
Ude Garami	Entangled Armlock
Ude Hishigi Ude Gatame	Elbow Lock
Ude Hishigi Hiza Gatame	Knee Armlock
Waki Gatame	Armpit Armlock
Ude Hishigi Hara Gatame	Stomach Armlock
Ude Hishigi Zempaku Gatame	Forearm Armlock
Ude Hishigi Sankaku Gatame	Triangular Armlock
Kesa Garami	Holding Armlock
Gyaku Juji Gatame	Reverse Cross Armlock
Kuzure Kami Shiho Garami	Upper Four Quarter Armlock
Othen Gatame	Lateral Turning Entangled Armlock

11.6 KAESHI WAZA (Counter Techniques)

Like Renraku Waza, Kaeshi Waza is fundamental to a judoka's success in competition. It should be taught to students as early as possible.

Judoka undertaking examination for senior promotion must be able to show the fundamentals of Kaeshi Waza. As with the performance of Nage Waza, the execution of Kaeshi Waza should concentrate on control, technique and finish, rather than absolute speed. In addition to these aspects of the execution, judoka must also display flow and logical progression from one technique to the next. That is, Kaeshi Waza must be based on the premise of Uke's preliminary technique and subsequent weaknesses to a counter technique.

The choice of counter throw to a preliminary throw will vary, depending upon the individual stature and physique of the judoka. Although not exhaustive and by no means the technically perfect solution, shown below is a list of the Kaeshi Waza for the throws of the 1st and 2nd Kyo.

1 st Go Kyo	
Preliminary Technique	Counter Technique
De Ashi Harai	Tsubame Gaeshi / Tai Otoshi
Hiza Guruma	Hiza Guruma / Sasae Tsuru Komi Ashi
Sasae Tsuru Komi Ashi	Sasae Tsuru Komi Goshi / Yoko Gake
Uki Goshi	Ushiro Goshi / Ko Soto Gake
O Soto Gari	O Soto Gari / O Soto Gaeshi
O Goshi	Tani Otoshi / Utsuri Goshi
O Uchi Gari	O Soto Gari / Uchi Mata
Seoi Nage	Okuri Ashi Harai / Harai Tsuru Komi Ashi

2 nd Go Kyo	
Preliminary Technique	Counter Technique
Ko Soto Gari	Ko Uchi Gari / Ko Soto Gake
Ko Uchi Gari	Sumi Otoshi / Uchi Mata
Koshi Guruma	Tani Otoshi / Sumi Gaeshi
Tsuru Komi Goshi	Ushiro Goshi / Ko Soto Gari
Okuri Ashi Harai	O Soto Guruma / Tai Otoshi
Tai Otoshi	Sumi Gaeshi / Ko Soto Gari
Harai Goshi	Harai Goshi Gaeshi / Utsuri Goshi
Uchi Mata	Uchi Mata Sukashi / Tai Otoshi

11.7 RENRAKU WAZA (Combination Techniques)

Renraku or Renraku Waza is fundamental to a judoka's success in competition. It should be taught to students as early as possible.

Judoka undertaking examination for senior promotion must be able to show the fundamentals of Renraku Waza. As with the performance of Nage Waza, the execution of Renraku Waza should concentrate on control, technique and finish, rather than absolute speed. In addition to these aspects of the execution, judoka must also display flow and logical progression from one technique to the next. That is, Renraku Waza must be based on the premise of Uke's reaction to the preliminary technique and subsequent weaknesses to another technique as a result of that action.

The choice of follow up throw from a preliminary throw will vary, depending upon the individual stature and physique of the judoka. Although not exhaustive and by no means the technically perfect solution, shown below is a list of the Renraku Waza for the throws of the 1st and 2nd Kyo.

1 st Go Kyo	
Preliminary Technique	Follow up Technique
De Ashi Harai	Tai Otoshi / Harai Goshi
Hiza Guruma	Hiza Guruma / Okuri Ashi Harai
Sasae Tsurikomi Ashi	Ko Uchi Gari / Sasae Tsuru Komi Ashi
Uki goshi	Harai Goshi / O Uchi Gari
O Soto Gari	O Soto Guruma / Yoko Wakare
O Goshi	Harai Goshi / Uchi Mata
O Uchi Gari	Ko Uchi Gari / Sumi Gaeshi
Seoi Nage	Seoi Otoshi / O Uchi Gari

2 nd Go Kyo	
Preliminary Technique	Follow Up Technique
Ko Soto Gari	Ko Uchi Gari / Sasae Tsuru Komi Ashi
Ko Uchi Gari	O Uchi Gari / Tai Otoshi
Koshi Guruma	Soto Makikomi / Tai Otoshi
Tsuru Komi Goshi	Soto Makikomi / Sasae Tsuru Komi Ashi
Okuri Ashi Harai	Tai Otoshi / Sasae Tsuru Komi Ashi
Tai Otoshi	O Uchi Gari / O Guruma
Harai Goshi	Seoi Otoshi / Harai Makikomi
Uchi Mata	Tai Otoshi / Ko Uchi Gari

SECTION 12 - SUMMARY OF JUDO KATA**12.1 NAGE NO KATA (Prearranged Forms of Throwing)**

It is impossible to acquire the essentials of Nage No Kata unless it is studied and practiced utilising the principles of Kuzushi (breaking balance). It is necessary to practice each of the throws in the five groups in the prescribed manner, concentrating on form, balance and flow during the execution.

TE WAZA (Hand Techniques)	
Uki Otoshi	Floating Drop
Seoi Nage	Shoulder Throw
Kata Guruma	Shoulder Wheel

KOSHI WAZA (Hip or Loin Techniques)	
Uki Goshi	Floating Hip Throw
Harai Goshi	Sweeping Loin Throw
Tsuru Komi Goshi	Lifting Pulling Hip Throw

ASHI WAZA (Foot or Leg Techniques)	
Okuri Ashi Harai	Sweeping Ankle Throw
Sasae Tsuru Komi Goshi	Propping Drawing Ankle Throw
Uchi Mata	Inner Thigh Throw

MATSUTEMI WAZA (Sacrifice Techniques)	
Tomoe Nage	Stomach Throw
Ura Nage	Rear Throw
Sumi Gaeshi	Corner Throw

YOKO SUTEMI WAZA (Side Sacrifice Techniques)	
Yoko Gake	Side Hook
Yoko Guruma	Side Wheel
Uki Waza	Floating Throw

12.2 KATAME NO KATA (Preatranged Forms of Ground Techniques)

Katame Waza is comprised of the three groups of techniques, namely, Osaе Waza (Holding Techniques), Shime Waza (Strangulation Techniques) and Kansetsu Waza (Armlock Techniques – Elbow Joint Only).

Osaе Komi Waza (Hold Down Techniques)

Katame No Kata is formulated with the five representative techniques in each of the previously mentioned three groups. You must aim to control your opponent's movements and anticipate the moves your opponent may make for escaping or countering the holding technique. For this purpose, you must keep your body as low as possible, control your opponent's head at all times so as to prevent them from using their head to escape from your holding technique. Always maintain contact with your opponent to control their movements using the strength of your whole body and anticipate the movements of your opponent.

OSAE WAZA	
Kesa Gatame	Scarf Hold
Kata Gatame	Shoulder Hold
Kami Shiho Gatame	Locking of the Upper Four Quarters
Yoko Shiho Gatame	Locking of the Side Four quarters
Kuzure Kami Shiho Gatame	Modified Locking of the Upper Four Quarters

Shime Waza (Strangulation Techniques)

In performing Shime Waza it is important to apply pressure to your opponent's neck, on either or both of the carotid arteries, by placing the edge of your arm, thumb, little finger or edge of the outer wrist. It is necessary to control the opponent's body before applying the Shime Waza techniques. For Shime Waza to be effective, it is necessary to pull your opponent's neck toward your chest whilst applying the technique.

SHIME WAZA	
Kata Juji Jime	Single Cross Choke or Lock
Hadaka Jime	Naked Neck Choke or Lock
Okuri Eri Jime	Sliding Lapel Choke or Lock
Kata Ha Jime	Single Wing Choke or Lock
Gyaku Jiji Jime	Reverse Cross Choke or Lock

Kansetsu Waza (Armlock Techniques)

In performing Kansetsu Waza, it is important to apply the principle of leverage. During the execution of Kansetsu Waza, the occurrence of injury is highly likely unless the techniques are applied correctly. At the same time, it is imperative that the techniques are applied with care. The pressure applied during the execution of Kansetsu Waza techniques, particularly arm bars, must be released immediately when your opponent submits.

KANSETSU WAZA	
Ude Garami	Entangled Armlock
Ude Hishigi Juji Gatame	Cross Armlock
Ude Hishigi Ude Gatame	Arm Armlock
Ude Hishigi Hiza Gatame	Knee Armlock
Ashi Garami	Entangled Leg lock

12.3 KIME NO KATA (Prearranged Forms of Self Defence)

The Kime No Kata is formulated to allow the judoka to acquire the most basic and effective way of defending yourself from attack. This Kata comprises eight kneeling techniques and twelve standing techniques. The practice of Kime No Kata aims to study, not only the principles of self defence and counter attack, but also the principle of using your opponent's movements to your own advantage.

IDORI (Techniques from the Kneeling Position) Against an Attack with a Bare Hand	
Ryote Dori	Both Wrists Seizure
Tsukkake	Stomach Punch
Suri Age	Thrust at Forehead
Yoko Uchi	Blow at Left Temple
Ushiro Dori	Shoulder Seizure from Behind

Against an Attack with a Knife	
Tsukkake	Dagger Thrust at Stomach
Kiri Komi	Downward Blow at Head with Dagger
Yoko Tsuki	Side Thrust with a Dagger

TACHIAI (Techniques in the Standing Position) Against an Attack with Bare Hand or Foot	
Ryote Dori	Both Wrists Seizure
Sode Dori	Sleeve Seizure from the Side
Tsukkake	Straight Strike to the Face
Tsuki Age	Upper Cut
Suri Age	Thrust to the Forehead
Yoko Uchi	Blow at Left Temple
Keage	Testicles Kick
Ushiro Dori	Shoulder Seizure from Behind

Against an Attack with a Dagger or Sword	
Tsukkomi	Dagger Thrust to Stomach
Kiri Komi	Downwards Blow to Head with Dagger
Nuki Gake	Sword Unsheathing
Kiri Oroshi	Downwards Blow with a Sword

12.4 KODOKAN GOSHIN JUTSU (Prearranged Forms of Self Defence of Kodokan Judo)

Kodokan Goshin Jutsu has been formulated to defend against an unexpected attack. 21 techniques have been selected for inclusion in this Kata.

The aim of practicing this Kata is to become proficient in the techniques of self defence ensuring that the techniques are applied effectively and at the right time in order to overcome the unexpected attack of an assailant.

Defence against an Attack with Bare Hand and Knees on Close Contact	
Ryote-dori	Both Hands Seizure
Hidari-eri-dori	Left Lapel Seizure
Migi-eri-dori	Right Lapel Seizure
Kata-ude-dori	Single Elbow Seizure
Ushiro-eri-dori	Back Collar Seizure
Ushiro-jime	Naked Neck Lock from Behind
Kakae-dori	Body Seizure from Behind

Defence against an Attack with Bare Hands and Knees in from Apart	
Naname-uchi	Oblique Blow to the Left Temple
Ago-tsuki	Uppercut to the Chin
Ganmen-tsuki	Thrust at the Face
Mae-geri	Testicles Kick
Yoko-geri	Side Kick

Defence against a Knife Attack	
Tsukkake	Before Stomach Thrust with a Knife
Chokuzuki	Stomach Thrust with a Knife
Naname-zuki	Oblique Thrust to the Side of the Neck with a Knife

Defence against Blows with a Cane	
Furi-age	Upwards Blow with a Cane
Furi-oroshi	Downwards Blow with a Cane
Morote-zuki	Stomach Thrust with a Cane

Defence against a Pistol Attack	
Shomen – zuki	Pistol Attack from the Front
Koshi-gamae	Pistol Attack from the Side
Haimen-zuki	Pistol Attack from Behind

12.5 JU NO KATA (Prearranged Forms of Gentleness)

The Ju No Kata incorporates gentle movements, which are designed to train the body for attack and defence and use the body's strength effectively at the decisive moment.

Ju No Kata Set 1	
Tsuki-dashi	Hand Thrusting
Kata-oshi	Shoulder Push
Ryote-dori	Both Hands Seizure
Kata-mawashi	Shoulders Turning
Ago-oshi	Jaw Twisting

Ju No Kata Set 2	
Kiri-oroshi	Direct Head Cut with a Weapon
Ryokata-oshi	Both Shoulders Pressing Down
Naname-uchi	Nasion Strike (horizontal strike against the bridge of the nose)
Katate-dori	Single Hand Seizure from the Side
Katate-age	Single Hand Raising

Ju No Kata Set 3	
Obitori	Belt Seizure
Mune-oshi	Chest Push or Press
Tsuki-age	Upper Cut
Uchi-oroshi	Direct Head Strike
Ryogan-tsuki	Both Eyes Poke

12.6 KOSHIKI NO KATA (Prearranged Antique Forms)

Koshiki No Kata represents the ancient forms of Judo, which were derived from Ju-jitsu. It was included to ensure that preservation of the original antique forms of Judo, which represent the principles, and techniques of Kodokan Judo.

This Kata is broken into two sets called Omote, meaning “obverse” (Set 1), and URA, meaning, “Reverse” (Set 2). These forms are divided into 21 techniques, 14 in Set 1 and 7 in Set 2. Since these forms of Judo were intended for the Kumiuchi (Armored Warriors of the Feudal Age) it is essential to perform the movements imagining that you are clad in heavy armor. As a result this Kata is performed slowly.

Koshiki No Kata Set 1	
Tai	Ready Posture
Yume-No-Uchi	Amidst Dream
Ryokuhi	Strength Dodging
Miza-Guruma	Water Wheel
Mizu-Nagare	Water Flow
Hiki-Otoshi	Drawing Drop
Kodaore	Log Fall
Uchi-Kudaki	Smashing
Tani-Otoshi	Valley Drop
Kuruma-Daoshi	Wheel Throw
Shikoro-Dori	Neck-plates (Seizure)
Shikoro-Gaeshi	Neck-plates (Twisting)
Yudachi	Shower
Taki-Otoshi	Waterfall Drop

Koshiki No Kata Set 2	
Mi-Kudaki	Body Smashing
Kuruma-Gaeshi	Wheel Throw
Mizu-Iri	Water Plunging
Ryu-Setsu	Willow Snow
Saka-Otoshi	Headlong Fall
Yuki-Ore	Snow Break
Iwa-Nami	Breaker on the Rock

12.7 ITSUTSU NO KATA (Prearranged Forms of Five)

This Kata is named simply because the Kata consists of five techniques. Dr Jigoro Kano intended to name the technique of this Kata but passed away before being able to do so. As such the techniques of the Kata are simply called The First Form through to the Fifth Form, which are intended to explain the principle of maximum efficiency and to represent the movements of the universe through these Judo techniques.

The First Form

This form simply resembles the Kuzushi exercise performed by all judoka when learning the forms of balance. Judoka stand facing one another. Tori place a hand on Uke's chest and pushes to the rear, resulting in Uke falling into a back-break fall.

The Second Form

This is a technique, which resembles Uki - Otoshi. Uke commences the technique from one knee rising to strike Tori with a bladed hand to the chest. Tori moves forward, drops to one knee, grips the striking hand in the same motion of blocking the strike and executes an Uki - Otoshi.

The Third Form

This technique is finished with a form of Yoko-Wakare. Both judoka commence facing apart on their knees. Both judoka raise and turn anti-clockwise to face one another with arms outstretched. Tori grasp the extended arms of Uke and perform a version of Yoko-Wakare.

The Fourth Form

This technique is a form of reward strike. Details of this technique should be sought from the Illustrated Kodokan Judo or the Kodokan digital video series.

The Fifth Form

This technique is detailed in execution and judoka should refer to the Illustrated Kodokan Judo or the Kodokan digital video series to gain knowledge of its performance.

12.8 SEIROKO ZENYO KOKUMIN TAIKU NO KATA (Prearranged Form of Exercise)

The exercises in this Kata are divided into two groups:

- a) Tendoku-renshu (Individual Exercises); and
- b) Sotu-renshu (Combined Exercises).

In addition, the second group is each divided into:

- a) Kime-shiki and Ju-shiki (Forms of Decision); and

TENDOKU-RENSHU (Individual Exercises)	
Goho-ate	Five Direction Attack (performed in Shizentai)
Hidari-mae-naname-ate	Left Oblique Blow
Migi-ate	Right Side Blow
Ushiro-ate	Rear Thrust
Mae-ate	Front Blow
Ue-ate	Upward Blow
O-Goho-ate	Major Five Directions Attack (performed moving)
O-Hidari-mae-naname-ate	Major Left Oblique Blow
O-Migi-ate	Major right Oblique Blow
O-Ushiro-ate	Major Rear Thrust
O-Mae-ate	Major Front Blow
O-Ue-ate	Major Upward Blow
Goho-geri	Five Directions Kick (performed from shizentai)
Mae-geri	Front Kick
Ushiro-geri	Rear Kick
Hidari-mae-nana, me-geri	Left Oblique Kick
Migi-mae-naname-geri	Right Oblique Kick
Taka-geri	High Front Kick
Kagami-migaki	Mirror Polishing
Sayu-uchi	Both Sides Blow
Zengo-tsuki	Front and Rear Blow
Ryote-uetsuki	Both Hands upward Blow
O-Ryote-ue-tsuki	Major Both Hands Upwards Blow
Sayu-kogo-shita-tsuki	Alternate Sides Downwards Blow
Ryote-shita-tsuki	Both Hands downwards Blow
Naname-ue-uchi	Oblique Upward Cut
Naname-shita-uchi	Oblique Downward Cut
O-Naname-ue-uchi	Major Oblique Upward Cut
Ushiro-sumi-tsuki	Rear Corner Blow
Ushiro-uchi	Rear Blow
Ushiro-tsuki-mae-shita- tsuki	Back and Front Downward Blow

12.9 SOTAI-RENSHU (Dual Exercises)

SOTAI-RENSHU (Dual Exercises)	
Kime-shiki	Forms of Decision
Idori	Movements in a Kneeling Position
Ryote-dori	Both Hands Seizure
Furi-hanashi	Shaking Off
Gyakute-dori	Reverse Both Hands Seizure
Tsuki-kake	Stomach Thrust
Kiri-kake	Direct Head Cut with a Dagger
Tachiai	Movements in a Standing Position
Tsuki-age	Upper Cut
Yoko-uchi	Temple Blow
Ushiro-dori	Shoulder Seizure from Behind
Naname-tsuki	Carotid Cut with a Dagger
Kiri-oroshi	Direct Head Cut with a Sword

12.10 JUSHIKI (Forms of Gentleness)

JUSHIKI (Forms of Gentleness)	
As per the Ju No Kata	

12.11 JOSHI JUDO GOSHINHO (Prearranged Form of Self Defence for Women)

Joshi Judo Goshincho is designed for women's self defence where the power and strength of the attacker is superior to the assailant. In this case the forms of techniques, use of power at the critical moment and utilisation of the attacker's force must be emphasised during the performance of this Kata.

TAISABAKI (Manipulative Body Movement whilst Maintaining Balance)	
Tai-no-ido	Movement forward, backwards and sideways
Tsugi-ashi	Successive Foot movements
Migi/Hidari-sabake	Turning Right/Left by 90 degrees
Migi/Hidari-mae-sabake	Turning Right/Left by bringing Left/Right Foot Forward
Migi/Hidare Harae	Cutting Down with the Little Finger Leading
Migi/Hidari Maware	Turning Backwards Clockwise or Counter clockwise
Mea-shizume	Sinking body Forward
Migi/Hidari-shizume	Sinking Body obliquely forward
Hiza-ate	Kick with Knee

RIDATSUHO (Escape from an Opponent's Seizure with the Hand)	
Katate-tebuki-dori	Wrist Seizure with Right Hand
Ryote-dori	Wrist Seizure with Both Hands
Shushi-gyaku-dori	Upright Seizure of Four Fingers with the Right Hand
Ude-kakae-dori	Holding Arm from the Left Side
Ushiro-dori	Body Seizure from Behind

SEIGOHO (Defence by Counter Attack)	
Ude-gyaku-dori	Holding Arm against Normal Movement
Ushiro-eri-dori	Back Collar Seizure
Ushiro-kubi-himi-shime	Choking from behind with a Towel
Ushiro-dori	Body Seizure from behind
Kyohaku-dori	Threatening to Extort

SECTION 13 - TERMINOLOGY

13.1 BASIC JUDO TERMINOLOGY

ELEMENTARY JUDO TERMS	
Ayumi ashi	Normal walking on the mat
Butsukari	Positioning of throw to point of balance
Dan	Black belt grade
Dojo	Judo hall
Hidari	Left
Hidari Shizen tai	Left Natural Posture
Jigotai	Defensive posture
Judo	Gentle way, soft way
Judogi	Judo suit
Judoka	One who practices Judo
Kaeshi Waza	Counter techniques
Kake	Throw following Tsukuri
Kansetsu Waza	Arm locks
Kata	Formal techniques of Kodokan Judo
Katame Waza	Grappling Techniques
Kiai	Shout or cry from the abdomen
Kumi Kata	Forms of gripping
Kuzushi	Breaking balance
Kyu	Grade – coloured belt system
Migi	Right
Migi Shizen tai	Right Natural Posture
Nage	Throw
Nage komi	Throwing drill
Nage No Kata	Prearranged forms of throwing
Nage waza	Throwing techniques
Ne waza	Ground work
Obi	Belt
Osae komi	Hold down
Osae komi waza	Holding techniques
Professor Jigoro Kano	Founder of Judo in 1882, Tokyo, Japan
Randori	Free practice (fight)
Rei	Bow
Renraku waza	Combination techniques
Sensei	Teacher
Shiai	Contest
Shime Waza	Strangulation techniques
Shizen hontai	Main natural posture / stance
Shizen tai	Natural posture

ELEMENTARY JUDO TERMS (continued)	
Tai sabaki	Standing body movements
Tandoku renshu	Solo exercises
Tatami	Judo mats
Tatchi waza	Standing techniques
Tokui waza	Favourite technique
Tori	The thrower
Tsugi ashi	Following-foot walking
Tsukuri	Entry in to a throwing technique
Uchi komi	Skill drills
Uke	The receiver
Ukemi	Breakfalls
Yoko	Side

13.2 REFEREEING TERMS

REFEREEING TERMS	
Fusen gachi	Win by default
Hajime	Begin
Hansoku make	Disqualification
Hike Wake	Draw
Hantai	Call for a decision
Ippon	Full point win
Kiken gachi	Win due to withdrawal of injured opponent
Matte	Stop
Osaekomi	Holding technique
Osaekomi toketa	Holding technique broken
Shido	Penalty in contest
Sono mama	Do not move – stay as you are
Sore made	End of contest
Toketa	Hold broken or escaped from by opponent
Waza ari	Half point score
Yoshi	Continue

SECTION 14 – APPENDICES

APPENDIX A - JUDO BIOGRAPHY FOR PROMOTION

Applicants are to fill out below, the one page typed biography on their personal journey in Judo to date as well as outline specific information when answering the 3 questions below.

1. What Judo skills and knowledge have you developed since your last grade promotion?
2. What have you contributed to Judo since the attainment of your last grade?

Please add any additional information that supports your application

APPENDIX B – APPLICATION FORMS

1st Dan to 3rd Dan Grading – Visit ausjudo.com.au

4th Dan to 6th Dan Grading - Visit ausjudo.com.au

7th Dan – Visit ausjudo.com.au

**APPENDIX C
POINTS FOR SERVICE**

Annual Points for Service – REFEREE (Shiai / Kata)	
State - Emerging	5
State –A-B-C	10
National –A-B-C	15
Oceania–A-B-C	20
International	25

APPENDIX D

ANNUAL TABLE OF SERVICE POINTS

Note: Service points can only be claimed if you are a registered JA member with current accreditation relevant to the position and are active in the role.

Annual Points for Service - COACHING	
Club	
Head Coach (>10 hours per week)	30
Head Coach (<10 hours per week)	20
Assistant Coach (unsupervised)	10
Assistant Coach (supervised)	5
State	
Coach (unsupervised)	15
Assistant Coach (supervised)	10
National	
Coach (unsupervised)	25
Assistant Coach (supervised)	15
Additional COACHING Points	
CAF – Assistant Coach	5
CAF - Coach	10
CAF – Senior Coach	15
CAF – Advanced Coach	20
IJF Level 1	25
IJF Level 2	30
Annual Points for Service – TEAM MANAGEMENT	
State Manager	15
State Assistant Manager	10
National Manager (Domestic)	15
International Manager (Overseas)	15

Annual Points for Service – ADMINISTRATION	
Club - Committee	10
State - Director	20
State – Subcommittee	10
National - Director	20
National - Subcommittee	15

Annual Points for Service – REFEREE (Shiai / Kata)	
State - Emerging	5
State –A-B-C	10
National –A-B-C	15
Oceania/Asia –A-B-C	20
International	25

Active Recognition Points per Event for Service – VOLUNTEERS					
Level A Events		Level B Events		Level C Events	
Oceania Championships National Championships State International Opens		State Championships State Selection Qualifying Tournaments		State Sanctioned Tournaments	
Medical Staff	5	Medical Staff	4	Medical Staff	3
Referees	5	Referees	4	Referees	3
Kata Judges	5	Kata Judges	4	Kata Judges	3
Team Leaders	5	Team Leaders	4	Team Leaders	3
Support Staff >4hours	4	Support Staff >4hours	3	Support Staff >4hours	2
Support Staff <4hours	3	Support Staff <4hours	2	Support Staff <4hours	2

APPENDIX E – JUDO AUSTRALIA SCHEDULE OF FEES

Judo Australia:

(compulsory)	(from the 1 st Jan 2023)
Dan Grade: (1 st dan – 5 th dan)	\$100.00 AUD
Master Grade: (6 th dan – 7 th dan)	\$200.00 AUD
Master Grade: (8 th dan – 9 th dan)	\$300.00 AUD
Master Grade: (10 th dan)	No payment required
Ratification from another country:	\$100.00 AUD

International Judo Federation:

(optional)	(shared equally between JA, OJU & IJF)	
Dan Grade: (1 st dan – 5 th dan)	\$150.00 US	(approx. \$240.00AUD)
Dan Grade: (6 th dan – 7 th dan)	\$210.00 US	(approx. \$330.00AUD)
Dan Grade: (8 th dan – 9 th dan)	\$300.00 US	(approx. \$470.00AUD)
Dan Grade: (10 th dan)	No payment required.	

Procedure:

Judoka completes the IJF Grading application and provides payment to Judo Australia. Judo Australia forwards the application to the IJF General Secretary.

If approved (or not) the IJF will inform the judoka and member country.

Judo Australia forwards the payment to the IJF General Treasurer, then the Official Diploma will be returned to Judo Australia.

If not approved by the IJF, Judo Australia will refund 2/3 of the payment back to the judoka.

Kodokan:

(optional) – Costs are subject to change based on daily exchange rate.

1 st Dan	\$55*	USD		\$80.00*	AUD
2 nd Dan	\$65*	USD		\$95.00*	AUD
3 rd Dan	\$80*	USD		\$115.00*	AUD
4 th Dan	\$105*	USD		\$160.00*	AUD
5 th Dan	\$180*	USD		\$265.00*	AUD
6 th Dan	\$315*	USD		\$473.00*	AUD
7 th Dan	\$380*	USD		\$570.00**	AUD
8 th Dan	\$500*	USD		\$750.00	AUD

*Estimated cost only

It is assumed the judoka is a lifetime member of the Kodokan or intends to become a member for their Kodokan Grade approval.

\$55 USD (approx. \$85.00AUD)

Procedure:

Judoka completes the Kodokan Grading application and provides payment to Judo Australia. (plus \$100.00 AUD administration fee)


Judo Australia ratifies the information within the Kodokan Grading application and forwards to the Kodokan with recommendation.

If approved (or not) the Kodokan will inform the judoka and member country.

Judo Australia forwards the payment to the Kodokan, then the Official Kodokan Grading Certificate will be returned to Judo Australia.

If not approved by the Kodokan, Judo Australia will refund back to the judoka. (less the JA admin fee of \$100.00AUD)

APPENDIX F – IJF GRADES APPLICATION FORM



JLR/MH/AP/MS 12.2018



International Judo Federation

IJF Grade and "dan" rank Commission

Grades:

The grades and the "dan" ranks are very important in the education system of judo. Our discipline has been conceived by its founder, Jigoro Kano, as a physical and mental education system by the practice and the grades are the measure of the student's progress. This progress is in the field of judo, but more one advances in the grade more this measure takes into account the individual's personal evolution as a human being.

The three components of the grade are:

- The "Tai" (the body) that one could materialize in the assessment of the individual by the results in competition.
- The "Ghi" (the survey, work) that is valued by the student's technical knowledge.
- The "Shin" (the mind), the most difficult to value, that materializes by the engagement towards the others and the judo, the radiance, the example.

In the beginning of a judoka's life, until the 3rd dan the "Tai" aspect is very important, then the "Ghi" aspect until the 5th dan and finally the "Shin". The three components must always be present, but it is their value that varies according to the progress in the grade. It is to note that the "Tai" value is compulsory to progress in the grades. Indeed one cannot have an education system based on the practice without making compulsory the result in the practice.

Grade and "dan" rank Commission:

The Grade and "dan" rank Commission is established by the IJF.

This Commission is composed by a representative per continent and an international manager.

The Grade and "dan" rank Commission processes all the subjects concerning the attribution and recognition by IJF of the Judo grades.

It can, if necessary, seize any file for which it was not requested and to alert the IJF president and the IJF Executive Committee.

IJF Grade and "dan" rank Director:

An IJF Grade and "dan" rank Director is proposed by the IJF President and appointed by the IJF Executive Committee.

Role and functions of the IJF Grade and "dan" rank Director:

- Propose the criteria of attribution of the grades to the IJF Executive Committee.
- Chair the Grade and "dan" rank Commission.
- Coordinate the missions of the continental grades managers.
- Examine the files of the candidates and subject to the IJF Executive Committee the validation of grades.

Profile of the Grade and "dan" rank Directors:

- **IJF:**

The IJF Grade and "dan" rank Directors, appointed by the IJF Executive Committee, is at least 8th dan.

-**Continental:**

The managers have to be at least 7th dan (wished 8th dan).

The continental Grade and "dan" rank Directors are proposed by the continental unions for validation by the IJF Executive Committee.



International Judo Federation

Functioning of the IJF Grade and "dan" rank Commission:

- All the files are handled by mail (electronic or paper).
- Forms are elaborated by the Grade and "dan" rank Commission.
- Up to the 6th dan, the grades are within the competence of the Member National Federations. If they wish them to be formalized by the IJF, they must send a request to their Continental Unions.
- The 7th dan can be validated only by the Continental Unions.
- The 8th dan and higher must, after opinion of the continental Directors, be sent to the IJF Grade and "dan" rank Commission Director who will examine files and will propose the appointments. The 10th dan grade can be awarded only unanimously by the IJF Executive Committee.
- The holding of the Grade and "dan" rank register is carried out by the Commission, which sends to the IJF General Secretary an updated file after every modification.
- Diplomas and possible "dan" cards are sent under the responsibility of the Manager of the IJF Grade and "dan" rank Commission by the Continental Grade Director for the 7th and inferior dan. For higher grades the IJF is in charge of sending the documents.

IJF STATUTES

Article 24 - Grades and "dan" ranks

24.1 Official recognition of grades

The IJF officially recognizes only those grades and "dan" ranks which are awarded by the Member National Federations to their own members, to the exclusion of all others.

A National Federation may not award a grade and/or a "dan" rank to a member of another Member National Federation or of the nationality of this Federation without the written agreement of that Federation. Any grade or "dan" rank awarded without this agreement will not be validated by the IJF.

Each Member National Federation is in charge of representing the IJF for the purpose of ensuring compliance with International regulations on grades and "dan" ranks throughout its national territory.

24.2 Grade diplomas

IJF grades and "dan" ranks shall be awarded by the President of the Continental Union where the student originates from.

24.3 Amount of Fees

The amount of fees paid for awarding of grade and "dan" diplomas and for ID Cards shall be set by the EC (see Appendix 1).

24.4 Application procedure

The awarding of IJF grades and "dan" ranks shall be performed according to the procedure validated by the EC. From the 1st to the 6th dan, ranks shall be awarded under the responsibility of Member National Federations.

The 7th dan shall be awarded upon the proposal of Member National Federations by the Executive Committees of the Continental Unions, after the opinion of the Continental Grade and "dan" rank Director is given.

As of the 8th dan, Ranks shall be awarded by the EC upon the proposal of Member National Federations and after the opinion of the Continental Unions has been given, as well as the opinion of the Grade and "dan" rank Commission of the IJF.



International Judo Federation

Kata recognized by the IJF:

Nage No Kata – Katame No Kata – Kime No Kata – Ju No Kata – Koshiki No Kata- Kodokan Goshin Jitsu

SPECIFICATION TABLE :

National Federation level

	Minimum Age	Degree	Time passed since the last degree	Number of Ippon made in federal competition	Knowledge of Kata
1st dan	15 years	brown belt	1 an	10	Nage No kata
2nd dan	17 years	1 st dan	2 ans	10	2 kata
3rd dan	20 years	2 ^{ème} dan	3 ans	12	3 Kata
4th dan	24 years	3 ^{ème} dan	4 ans	12	4 kata
5th dan	29 years	4 ^{ème} dan	5 ans	Regional sport level required	5 kata

CATEGORIES :

	Competitor	Referee	Official	National coach	Club Teacher
A	3 first of the Olympic Games or Senior World Championships	IJF	IJF Continental	Athletes of category « A »	
B	3 first of the Paralympic Games 3 first of the Kata or Disabled Sports World Championships Senior National team	Continental	National	Athletes of category « B »	International Competitor
C	3 first of Senior National Championships	National	Regional	Athletes of category « C »	National Competitor
D	Other	Other	Other	Other	Other



International Judo Federation

HIGHT GRADES

National Federation level :

	Categories	Minimum Age	Time passed since the last validation	Knowledge of Kata
6th dan	A	30 years	6 years	Koshiki no kata
	B	35 years	8 years	Koshiki no kata
	C	40 years	10 years	Koshiki no kata
	D	50 years	12 years & 25 years of 1 st dan	Koshiki no kata

Continental Union level:

	Categories	Minimum Age	Time passed since last the validation	Knowledge of Kata
7th dan	A	38 years	8 years	All kata
	B	45 years	10 years	All kata
	C	50 years	10 years & 25 years of 1 st dan	All kata
	D	62 years	12 years & 30 years of 1 st dan	All kata

IJF level :

	Categories	Minimum Age	Time passed since the last validation	Knowledge of Kata
8th dan	A	50 years	10 years	All kata
	B	60 years	15 years	All kata

	Categories	Minimum Age	Time passed since the last validation	Knowledge of Kata
9th dan	A	60 years	10 years	Practical and theoretical knowledge of all Kata

	Categories	Minimum Age	Time passed since the last validation	Knowledge of Kata
10th dan	A	70 years	10 years	Practical and theoretical knowledge of all Kata



International Judo Federation

DISPENSATION

Dispensation can be exceptionally granted to high personalities of judo by the Executive Committee of the IJF.

8th dan – 9th dan – 10th dan of the IJF:

Criteria:

The 8th, 9th, 10th dan can be awarded only to those who:

- have been continuously involved in activity of judo such as competition, teaching, training, coaching, refereeing or administration.
- have actively practiced judo.
- have a perfect personality, recognized for his/her charisma, radiance, ethics.
- have a perfect career.
- have been promoted gradually from 1st to 7th dan, without passing several "dan" at the same time.
- have become a prizewinner in any national – level tournament
- are recommended by both the national federation and the Continental Union.

8th dan – 9th dan – 10th dan:

The candidates must:

- be proposed by the National Federation which they are citizens of.
- respect time limit between the grades and the minimum age meeting the criteria of the tables previously exposed.
- be devoted to judo without interruption.

Exceptional cases:

As the high grades are very exceptional, the IJF Grade and "dan" rank Commission reserves the right to propose the validation of particular grades which don't completely meet usual criteria.

These nominations will be validated by the EC of the IJF.

Procedure:

All the applications of grades validation are sent by the Member National Federations to the General Secretary of their Continental Union.

The Director of the continental Grade and "dan" rank commission will verify the information and possibly make complete the form.

He will then propose the validation of this grade to the President of the Continental Union.

The duly completed and validated document will be sent to the General Secretary of the IJF.



International Judo Federation

Appendix 1: Fees for IJF Dan Grades recognition

From 1st to 5th Dan Grade: 150 USD.

50USD for the IJF, 50 USD for the Continental Union, 50 USD for the National Federation.

For 6th and 7th Dan Grade: 210 USD.

70USD for the IJF, 70 USD for the Continental Union, 70 USD for the National Federation.

From 8th to 9th Dan Grade: 300 USD.

100 USD for the IJF, 100 USD for the Continental Union, 100 USD for the National Federation.

No financial contribution for 10th Dan.

Procedure:

The IJF, through the General Secretary, will inform the concerned persons and bodies whether the Dan Grade is approved or not. The Dan Grade shall be validated after payment of the fees.

Each National Federation which the recipient is part of must pay the fees. The IJF General Secretary will inform the National Federation of the amount to be paid to the IJF General Treasurer with the bank details.

The Federation will send the amount to the IJF General Treasurer, except for the share that goes to the Federation.

Once the payment is made to the IJF, the IJF General Treasurer will inform the IJF General Secretary and the IJF General Secretary will send the official diploma.

The IJF General Treasurer will transfer the share of the Continental Union once or twice a year.

THIS REGULATION IS APPLICABLE STARTING FROM JANUARY 1ST 2019.



International Judo Federation

Grade application form

REQUIRED GRADE: DAN **CATEGORIE (A – B – C - D):**

Name:


Christian name(s):

Date of birth:

Address:

.....

.....



Nationality: **National Federation:**

DAN PROMOTION DATES

Grade	Date	Date of recognition		
		I.J.F	E.J.U.	National
1 st dan				
2 nd dan				
3 th dan				
4 th dan				
5 th dan				
6 th dan				
7 th dan				
8 th dan				
9 th dan				

SPORT RESULTS

Championship	Year	Result

COACHING

Name of the athlete	Championship	Year	Result



International Judo Federation

INSTRUCTOR AND PRACTICE (CLUB ACTIVITES)

Name of club	Function	Date	
		Start	End

KATAS: List of katas that you are proficient in

.....

.....

REFEREEING : level

	Date

CONTRIBUTION TO DEVELOPEMENT OF JUDO

Function	Organisme	Date

MEDICAL AND SCIENTIFIC STUDIES: subject and description

	Date

OTHER JUDO ACTIVITES AND VARIOUS

	Date

SIGNATURES

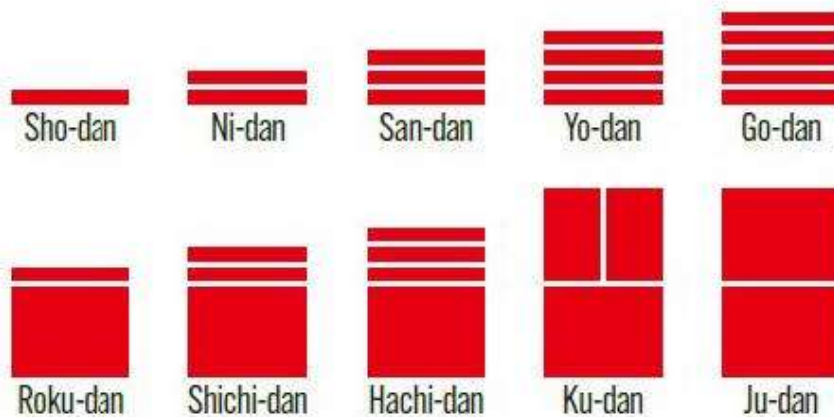
Applicant signature	President Signature and National Federation seal	President Signature and Continental Union seal	Signature and the IJF President seal
Date :	Date :	Date :	Date :

APPENDIX G – KODOKAN APPLICATION FORM

On Dan Promotion Applications

(Administration Manual of the Committee)

Version July 13, 2022



On Dan Promotion Applications from Overseas
(Administration Manual of the Committee)

CONTENTS

Contents	2
I Main Principle	3
II Kodokan Grading Department & International Department	3
III Kodokan Committee	4
International Dan Grading System	5
Procedure for Kodokan Dan Promotion	6
IV (Kodokan) International Deliberation Council	7
V Documents to be submitted	8
Documents produced in types	8
Items to be entered	8
Items to be entered on the current examination paper	9
VI Examination for Dan promotions	10
Quick Reference Chart for Dan Promotion Qualifications	12
VII Competitions for Dan Promotions	15
In case of the competitions for Dan promotion (monthly competitions)	15
VIII Operation of Examinations	17
Exam Content	18
IX Deliberation Council Meeting	19
X Kodokan Membership fee and Dan promotion fee	19
XI Documents Samples	20
1. Monthly Competitions	21
2. Red and White Tournament	22
3. Record Paper	23
4. Application for Promotion In Kodokan Dan Grade	24
5. List of Applicants	26
6. Kodokan Dan Examination Sheet	27
7. Application Form for Admission	29
8. Exam Final Results	30
9. Recommendation	31
10. Detailed Statement	32

I Main Principle

Chapter 1 of the Kodokan Deliberation Council Rules (Summary)

Since the deliberation of dan promotions causes enormous impacts on the dissemination and development of Judo, those who are responsible for deliberations shall be free from personal feelings and preferences to concentrate on deliberations and fair and cautious to deliberate, and make best efforts to assume grave responsibilities while leaving no deploring.

It is also required to strictly keep secrecy of the details of deliberations and not to disclose them to the external parties.

- The Committee aims at promoting the Kodokan Dan grading system to those who wish for Dan promotions overseas.
- The Committee observes the internal rules for Kodokan Dan promotion qualifications.
- The Committee strives for the expansion and enhancement of its activities.

The Kodokan Dan grading system represents the degree and level of Judo training and practicing experiences and it is not an index of individual strengths.

The purpose of the Dan grading system is to "promote Judo training and practicing."

The criteria for Dan promotions are not only based on individual strengths, so it practically encourages lifelong practicing of Judo.

II Kodokan Grading Department & International Department

Grading Department

YAMAMOTO Sanshiro, Deputy Director s.yamamoto@kodokan.org

HATAKEYAMA Youhei, Deputy Manager y.hatakeyama@kodokan.org

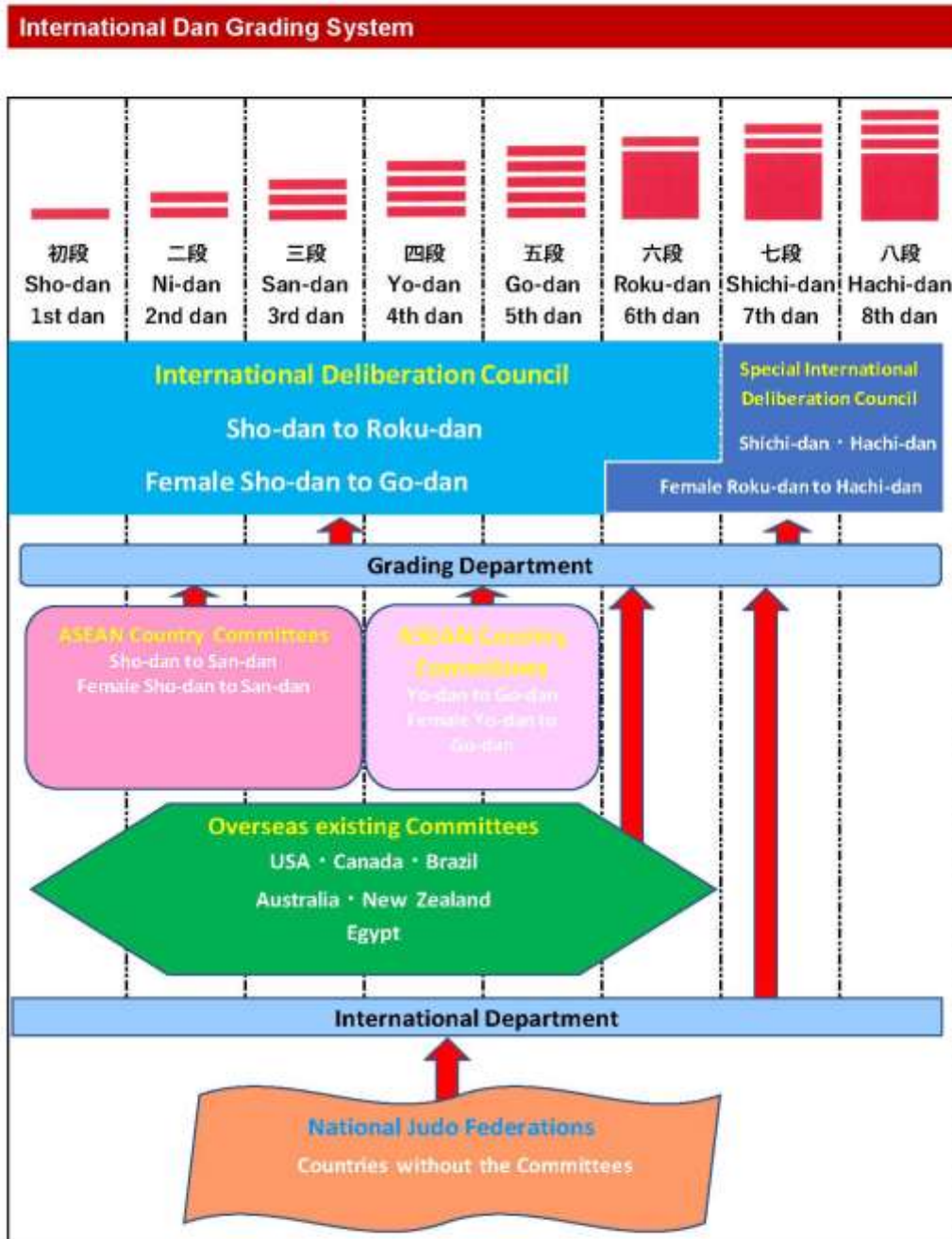
International Department

OTSUJI Hirofumi, Manager

h.ohtsuji@kodokan.org

III Kodokan Committee

1. In principle, the president of an applicable Judo federation shall serve as the Chairman of the Committee.
2. The agreement shall be renewed when the new president of the federation takes office.
3. The number of the Committee members shall be three or more and they shall hold Kodokan 4th Dan or higher. The term of office shall be one year. The list of the Committee members, attached with an annual event calendar, shall be submitted to Kodokan annually.
4. The Committee is an organization delegated by Kodokan to recommend Dan promotions and it shall guarantee to provide opportunities for Dan promotions and Judo training with the members of Kodokan in its own country.
5. The Committee's activities shall be executed fairly in a prudent way.
6. The Committee shall enter into an agreement with Kodokan and implement all the activities for Dan promotions on behalf of Kodokan.
7. The Committee shall establish a secretariat to facilitate communications with Kodokan and production of documents with no delay
8. The Committee shall execute examinations for Dan promotions regularly, deliberate every candidate and report the results to Kodokan.
9. The Committee is allowed to execute practical skill examinations other than Dan promotion examinations based on the competition results.
10. The Committee is allowed to organize and hold Dan promotion competitions (monthly competitions) once a month.
11. In the case of a country with a large national land area, the Committee is allowed to delegate its activities for Dan promotion examinations and competitions to its subsidiary organization under the sole responsibility of the Committee.
12. The range of Dan grades for examinations shall be between 1st Dan (Sho-Dan) to the highest Dan grades based on the agreement.



**On Dan Promotion Applications
(Administration Manual of the Committee)**

Procedure for Kodokan Dan Promotion

		Kodokan	Committee	Examinee
Plan	①	Sharing of registrant info by spreadsheet	Planning the Examination (Schedule, location, examiner, etc.)	
	Competition	②		Planning the competition (Schedule, location, contest method)
③			Notification of requirements (Detail of competition and exam by Letters, internet)	
④				Apply for competition Submission of application form
⑤			Competition Recording of Participant Info * Save to folder	Complete
Exam preparation	⑥		Document distribution Examination form and Dan promotion application form	
	⑦			Apply for exam Submission of application form
	⑧		Confirmation of all examinees Number of participants, examination Dan, etc.	
	⑨		Confirmation of contest records Terms of years of Judo training + contest records, etc	
	⑩		Preparation: Assigning Exam Numbers (Kata pairs; Sequential numbering, Dan order)	
	⑪		Preparation of exam forms, etc	
Option	⑫		Kata Seminar	Attendance at seminar (Basic movements + Ukemi)
	⑬			Confirmation of signature with Kodokan membership form
	⑭		Explanation of Exam number, contest method, etc	
Examination Day	Dan Promotion Exam			
	⑮		Summary of examination results Examiner's score: (On the exam paper for submission)	
	⑯		All examiners sign the exam paper for submission	
	⑰		Confirmation of application Summary of the application and the exam paper	
	⑱			
After Exam	⑲		Council Document review of all applicants Create a list of candidates data by processing the examinee list	
	⑳	Receipt and confirmation of documents	Sending documents Save all document data to a specified folder	
	㉑	Preparation of documents for the Council	Due date of submission (January 31st, May 31st and September 30th)	
	㉒			
Deliberation 4th	㉓	Kodokan International Deliberation Council Meetings (the middle of February, June and October)		
After the Council	㉔	Notification of results and Initiation Request for Dan Promotion Registration Fee		
	㉕		Confirmation of results Payment of expenses (credit)	
	㉖	Sending certificates and membership card		
	㉗		Distribution of membership card and certificate for dan promotion	

IV (Kodokan) International Deliberation Council

1. International Deliberation Council Meetings:
To be held 3 times a year in the middle of February
 In the middle of June
 In the middle of October
 (Subject to change)
2. Due date of submission by January 31st for February
 By May 31st for June
 By September 30th for October
3. After the completion of Dan promotion examinations:
The following data items shall be produced and stored in the Committee's folder on the Cloud:
 - ① List of signatures
 - ② List of candidates
 - ③ Application forms for admission
 - ④ Examination paper
4. Paper-based documents shall be submitted, where digital data cannot be produced, and the Committee shall store PDF files in the designated folder.
5. After the confirmation of remittance of Dan promotion registration fees, Dan certificates and member cards of Kodokan shall be delivered to the Committee (via EMS in principle).
6. The Committee shall be responsible to deliver certificates and member cards to the promoted members without fail.

V Documents to be submitted

The documents shall be produced in types.

(In principle, the application forms for admission and Dan promotion shall be submitted via Web, but it is allowed to fill in the form where the Web environment is not readily available.

1. List of signatures: Names of deliberators and signatures
2. List of candidates: In types
3. Application forms for admission (Jointly): Signatures of candidates
4. Examination paper (Results): The summary of evaluations by all the examiners

Items to be entered

No.	Items to be entered in the current recommendation form	
1.	Name in full	Family name shall come first
		Name in full shall be entered
		"Kana" (phonetics) wherever possible
2.	Dan grade to be examined	Dan grade to be recommended shall be entered
	Contest points (Dan promotion based on competition results)	Normal Dan promotion
	Examination (Practical skill examination)	Terms of years shall be observed (Up to 3rd Dan for Men and Up to 5th Dan for Women)
	Non-competition results (NCR)	Where there are no competition results (With limitation, Only up to twice)
	Merit	Terms of years shall be observed (Only once)
3.	Address	Current resident address E-mail address
4.	Date of birth	Shall be entered precisely *Essential data
6.	Occupation	
7.	Date of enrollment in Kodokan	
8.	Present Dan grade by Kodokan	
9.	Dan (Kyu) grade in one's own country	
10.	Affiliated dojo (Dojo for usual practicing)	Dojo name, Name of the instructor(s)
11.	Favorite technique(s)	
12.	Kata studied	Kata techniques acquired
13.	Judo career	Starting month & year, Dojo name, Instructor name(s)
13a	Judge	Judging activities (License[s])
13b	Teaching record	History of Judo teaching and coaching
	Others	History of Judo teaching and coaching, etc.
14.	Contest records (Competition results)	Date(s), Tournament name(s), Opponent's name(s), Results *The number of competitions won
14a		Score in total
15.	Merit to contribute to the dissemination and promotion of Judo	Director or official career of federation or tournament(s)
16.	Reasons for recommendation	To be entered by a secretariat

On Dan Promotion Applications
(Administration Manual of the Committee)

Items to be entered on the current examination paper

No.	Items to be entered on the current examination paper	
1.	Date of examination	Date of examination shall be entered (Or printed in advance)
2.	Dan grade (for examination)	Dan grade to be promoted (Not the current Dan grade)
3.	Name in full	Shall be enter precisely, The order of family and first names shall be in that of one's own country, Gender shall be entered without fail
4.	Examination Number	The order of examinations, Shall be prepared in consideration of competition-ups (Essential data)
6.	Basis motions	Basic motions (Shizen-hon-tai, Suri-ashi, Tsuma-date, etc.)
7.	Ukemi	Mae-ukemi, Ushiro-ukemi, Yoko-ukemi and Mae-mawari-ukemi shall be selected for technical levels of examinees
8.	Waza: Nage-waza	Refer to the attached table, Uke's techniques to receive waza shall also be evaluated
	Katame-waza	Refer to the attached table, Uke's techniques to receive waza shall also be evaluated
9.	Kata	The name of Kata shall be entered
10.	Competitions and Randori	Shall be executed for overall evaluation for Tai-sabaki and application of techniques
12.	Examiner	The examiner's name shall be entered, The examiner's Dan grade shall also be entered

VI Examination for Dan promotions

1. The Secretariat of the Committee shall confirm if candidates are qualified for examinations in advance.
2. The minimum terms of years of Judo training vary depending on the competition results. Refer to the below table.

Dan promotion methods	Contest results	Term of years	Examination	Notes.
Based on the competition results	Over 10 points	Yu	Kata examination (including basic knowledge, basic movements, and Ukemi)	The minimum terms of years of Judo training vary depending on Dan rank you take.
	Over 6 points	Ryo		
	Over 3 points	Ka		
Based on the results of practical skill examination	Not satisfied.	Ka	Basic knowledge, basic movements, Ukemi, Waza (Nage-waza & Katame-waza), Kata, and Rantori will be judged for overall acceptance or rejection.	From Sho-dan to San-dan, the minimum terms of years of Judo training vary depending on Dan rank you take.
NOT based on the competition results (NCR)	Not satisfied.	different rules	Kata examination (including basic knowledge, basic movements, and Ukemi)	There is an age limit. The term is longer than "Ka".
Merit	Not satisfied.	different rules	None	If there is no way to promote without merit, it can only be done once after reviewing the details.

	Sho-dan 1st-dan	Ni-dan 2nd-dan	San-dan 3rd-dan	Yo-dan 4th-dan	Go-dan 5th-dan	Roku-dan 6th-dan
YU	less than 1Y	1Y or more	1.5Y or more	2Y or more	2Y or more	7Y or more
RYO	1Y or more	1.5Y or more	2Y or more	3Y or more	4Y or more	9Y or more
KA	1.5Y or more	3Y or more	4Y or more	5Y or more	6Y or more	12Y or more

On Dan Promotion Applications
(Administration Manual of the Committee)

3. The competitions (or tournaments) which are counted as competition results for examination shall be organized or sponsored either by the Committee or the federation in one's own country.
4. Even if the competition results are sufficient for Dan promotions, Kata examinations are compulsory and the basic knowledge and motions (including Ukemi techniques) can be evaluated jointly with the competition results (in case of Dan promotions based on the competition results).
5. Even if the competition results are not sufficient for Dan promotions, the candidates can be promoted based on the results of practical skill examinations as long as their terms of years of Judo training is sufficient.
6. Similarly, if the competition results are not sufficient, the candidates can be promoted up to twice based on the results of Kata examinations, combined with evaluation of the competition results in the past, the training and practicing statuses, teaching and coaching records and other special reasons (NCR).
7. For scores of competitions, "win" shall be 1.0 point and "draw" shall be 0.5 point regardless of the opponent's Kodokan Dan.

Special overseas measures			
Opponent's Dan grade	Win	Draw	Loss
All Dan grades	1.0 point	0.5 point	0 point

Quick Reference Chart for Dan Promotion Qualifications

1. Look for the Dan grade to be promoted
2. Look for the terms of years of Judo training (on the vertical axis)
3. The intersecting point with the score (on the horizontal axis) represents qualifications for the examination

※ The qualifications below or on the right side of the intersecting point are also accepted for examinations.

1st Dan	10 points or more	6 points or more	3 points or more	Examination	NCR (over 30 yrs old)	By merit
	less than 3 points					
less than 1 year	Kata Examination				Kata examination	Application documents only
1 year or more						
1.5 yrs or more			Examination			

2nd Dan	10 points or more	6 points or more	3 points or more	Examination	NCR (over 30 yrs old)	By merit
	less than 3 points					
1 year or more	Kata Examination					
1.5 yrs or more						
3 yrs or more				Examination		
4 yrs or more					Kata Examination men only	
5 yrs or more					Kata Examination	
7 yrs or more						Application documents only

On Dan Promotion Applications
(Administration Manual of the Committee)

3rd Dan	10 points or more	6 points or more	3 points or more	Examination	NCR (over 30 yrs old)	By merit
	less than 3 points					
1.5 yrs or more	Kata Examination					
2 yrs or more						
4 yrs or more				Examination		
5 yrs or more					Kata Examination men only	
6 yrs or more					Kata Examination	
8 yrs or more						Application documents only

4th Dan	10 points or more	6 points or more	3 points or more	Examination	NCR (over 35 yrs old)	By merit
	less than 3 points					
2 yrs or more	Kata Examination					
3 yrs or more						
5 yrs or more				Examination women only		
6 yrs or more					Kata Examination men only	
7 yrs or more					Kata Examination	
9 yrs or more						Application documents only

On Dan Promotion Applications
(Administration Manual of the Committee)

5th Dan	10 points or more	6 points or more	3 points or more	Examination	NCR (over 35 yrs old)	By merit	
	less than 3 points						
2 yrs or more	Kata Examination						
4 yrs or more							
6 yrs or more							
7 yrs or more					Examination women only	Kata Examination men only	
8 yrs or more						Kata Examination	
10 yrs or more							Application documents only

6th Dan	16 points or more	6 points or more	3 points or more	Examination	NCR (over 35 yrs old)	By merit	
	less than 3 points						
7 yrs or more	Kata Examination						
9 yrs or more							
12 yrs or more						Kata Examination men only	
13 yrs or more						Kata Examination	
15 yrs or more							Application documents only

VII Competitions for Dan Promotions

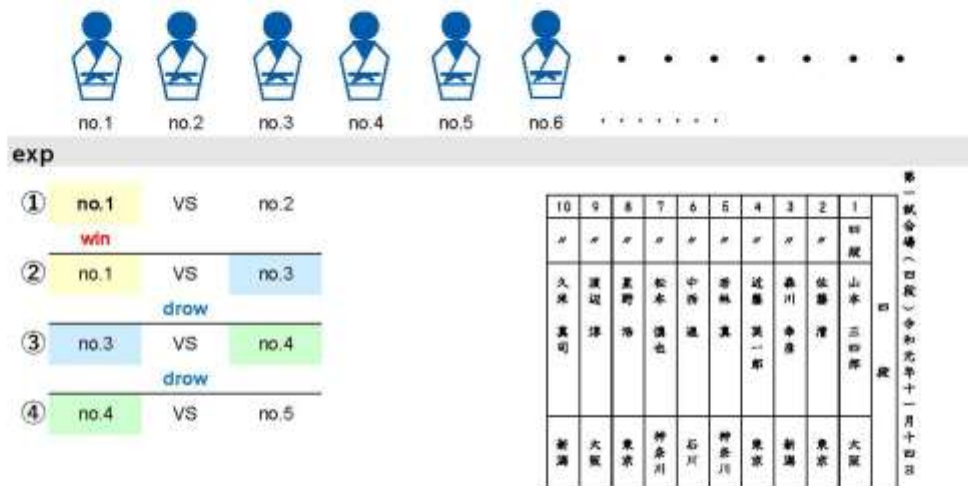
1. The Committee shall provide equal opportunities to obtain competition results with members of Kodokan in its own country.
2. The Committee is allowed to choose the competition methods freely (eg. knockout tournament, league tournament, red and white tournament, etc.)
3. Skill and physical differences shall be taken into account for competition-ups to organize safe competitions.
4. Draw judgment shall be adopted when the contest time is over and it does not go to the golden score extension.
5. The results of the monthly competitions shall be stored in the designated folder.
(The results of the official competitions shall also be stored in the PDF files.)

In case of the competitions for Dan promotion (monthly competitions)

Case 1. Knockout tournament

The order of the competitions is decided by ranking the examinees and he/she shall continue to fight until being "lost" or "drawn."*

*The lower-ranked examinee shall stop fighting in case of "draw."



Case 2. League tournament

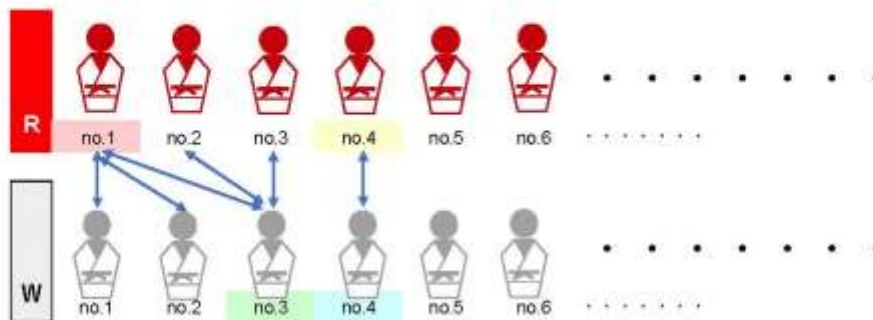
The league of 4 to 5 examinees shall be formed to hold a round-robin tournament.



- | | | | | | | | |
|---|------|----|------|---|------|----|------|
| ① | no.1 | VS | no.2 | ⑥ | no.1 | VS | no.4 |
| ② | no.3 | VS | no.4 | ⑦ | no.2 | VS | no.3 |
| ③ | no.1 | VS | no.5 | ⑧ | no.4 | VS | no.5 |
| ④ | no.2 | VS | no.4 | ⑨ | no.1 | VS | no.3 |
| ⑤ | no.3 | VS | no.5 | ⑩ | no.2 | VS | no.5 |

Case 3. Red and white tournament

Examinees shall be divided into two sides (red and white) and each examinee shall continue to fight until being "lost" or "drawn."



- | | | | |
|---|--------|------|--------|
| ① | R no.1 | VS | W no.1 |
| | win | | |
| ② | R no.1 | VS | W no.2 |
| | win | | |
| ③ | R no.1 | VS | W no.3 |
| | | | win |
| ④ | R no.2 | VS | W no.3 |
| | | | win |
| ⑤ | R no.3 | VS | W no.3 |
| | | draw | |
| ⑥ | R no.4 | VS | W no.4 |

紅 白 試 合 場	第一 試 合	紅	初段	山本三四郎	波辺淳	久米真司	岡本太郎	武段	高橋純也	三角久弥	暗山清	森川幸彦	近藤英一郎	東山信彦	佐藤清
		白	初段	川上孝信	立石竜馬	島津浩平	牧猛	武段	菊池亮	小池他喜男	小谷正	若林真	中西退	星野浩	松本慎也

VIII Operation of Examinations

1. After the number of examinees is finalized, the examinee numbers shall be assigned.
2. The examinee numbers for the pair to exercise Kata shall be in a sequential order and they shall be ranked from the lower Dan grades.
3. The team of examiners shall be composed of 3 Committee members or more, in principle.
4. Where examinations are operated by non-Committee member(s), it shall be reported to Kodokan to obtain permissions (the same principle shall be applied to examinations operated by subsidiary organizations).
5. The same examination paper shall be used both for practical skill examinations and Kata examinations and the examiners shall summarize individual evaluations on a single page and convert the results into PDF format to paste it in the designated folder.

On Dan Promotion Applications
(Administration Manual of the Committee)

Exam Content

Dan	Basic	Nage-waza	Katame-waza	Kata	Randori	Other										
1st dan Sho-dan	<table border="1"> <tr><td>Basic Knowledge</td></tr> <tr><td>Judogi</td></tr> <tr><td>Manners (Standing, etc)</td></tr> <tr><td>Rei-ho</td></tr> </table>	Basic Knowledge	Judogi	Manners (Standing, etc)	Rei-ho	Tai-otoshi Ippon-seoi-nage Seoi-nage Uki-goshi O-goshi Harai-goshi Hiza-guruma De-ashi-harai Sasae-tsurikomi-ashi Okuri-ashi-harai	Kesa-gatame Kuzure-kesa-gatame Yoko-shiho-gatame Kami-shiho-gatame Hadaka-jime Okuri-eri-jime Ude-garami Ude-hishigi-juji-gatame	Nage-no-Kata Te-waza Koshi-waza Ashi-waza								
Basic Knowledge																
Judogi																
Manners (Standing, etc)																
Rei-ho																
2nd dan Ni-dan	<table border="1"> <tr><td>Basic Movements</td></tr> <tr><td>Nage-waza</td></tr> <tr><td>Katame-waza</td></tr> <tr><td>Posture</td></tr> <tr><td>Kumikata</td></tr> <tr><td>Shintai</td></tr> <tr><td>(Advancing and Retreating)</td></tr> <tr><td>Tai-sabaki</td></tr> <tr><td>(Body Movements)</td></tr> <tr><td>Kuzushi</td></tr> </table>	Basic Movements	Nage-waza	Katame-waza	Posture	Kumikata	Shintai	(Advancing and Retreating)	Tai-sabaki	(Body Movements)	Kuzushi	Kata-guruma Uki-otoshi Tsurikomi-goshi Tsuru-goshi O-soto-gari Ko-uchi-gari Ko-soto-gari O-uchi-gari Uchi-mata	Kuzure-kami-shiho-gatame Kata-gatame Nami-juji-jime Gyaku-juji-jime Kata-juji-jime Ude-hishigi-ude-gatame	Nage-no-Kata Te-waza Koshi-waza Ashi-waza Ma-sutemi-waza Yoko-sutemi-waza		
Basic Movements																
Nage-waza																
Katame-waza																
Posture																
Kumikata																
Shintai																
(Advancing and Retreating)																
Tai-sabaki																
(Body Movements)																
Kuzushi																
3rd dan San-dan	<table border="1"> <tr><td>Basic Movements</td></tr> <tr><td>Nage-waza</td></tr> <tr><td>Katame-waza</td></tr> <tr><td>Posture</td></tr> <tr><td>Kumikata</td></tr> <tr><td>Shintai</td></tr> <tr><td>(Advancing and Retreating)</td></tr> <tr><td>Tai-sabaki</td></tr> <tr><td>(Body Movements)</td></tr> <tr><td>Kuzushi</td></tr> </table>	Basic Movements	Nage-waza	Katame-waza	Posture	Kumikata	Shintai	(Advancing and Retreating)	Tai-sabaki	(Body Movements)	Kuzushi	※Including the techniques for Sho-dan & Ni-dan Ko-uchi-gaeshi Uchi-mata-sukashi Sukui-nage Sode-tsurikomi-goshi Hane-goshi Ushiro-goshi O-soto-gaeshi O-uchi-gaeshi Tsubame-gaeshi O-soto-otoshi Tomoe-nage Uki-waza Renraku-henka	Tate-shiho-gatame Ushiro-kesa-gatame Kataha-jime Sankaku-jime Ude-hishigi-hiza-gatame Ude-hishigi-waki-gatame Renraku-henka	Katame-no-Kata		
Basic Movements																
Nage-waza																
Katame-waza																
Posture																
Kumikata																
Shintai																
(Advancing and Retreating)																
Tai-sabaki																
(Body Movements)																
Kuzushi																
4th dan Yo-dan	<table border="1"> <tr><td>Ukemi</td></tr> <tr><td>Ushiro-ukemi</td></tr> <tr><td>Yoko-ukemi</td></tr> <tr><td>Mae-ukemi</td></tr> <tr><td>Mae-mawari-ukemi</td></tr> </table>	Ukemi	Ushiro-ukemi	Yoko-ukemi	Mae-ukemi	Mae-mawari-ukemi	※Including the techniques for Sho-dan to San-dan Seoi-otoshi Utsuri-goshi Koshi-guruma Ashi-guruma O-guruma Ko-soto-gake	Katate-jime Ryote-jime Ude-hishigi-hara-gatame Ude-hishigi-ashi-gatame	Ju-no-Kata							
Ukemi																
Ushiro-ukemi																
Yoko-ukemi																
Mae-ukemi																
Mae-mawari-ukemi																
5th dan Go-dan	<table border="1"> <tr><td>Ukemi</td></tr> <tr><td>Ushiro-ukemi</td></tr> <tr><td>Yoko-ukemi</td></tr> <tr><td>Mae-ukemi</td></tr> <tr><td>Mae-mawari-ukemi</td></tr> </table>	Ukemi	Ushiro-ukemi	Yoko-ukemi	Mae-ukemi	Mae-mawari-ukemi	※Including the techniques for Sho-dan to Yo-dan Kibisu-gaeshi Kuchiki-taoshi Sumi-otoshi Harai-tsurikomi-ashi Yoko-otoshi Tari-otoshi	Sode-guruma-jime Tsurukomi-jime Ude-hishigi-te-gatame Ude-hishigi-sankaku-gatame	Kime-no-Kata							
Ukemi																
Ushiro-ukemi																
Yoko-ukemi																
Mae-ukemi																
Mae-mawari-ukemi																

IX Deliberation Council Meeting

After the Dan promotion examinations are over, all the Committee members, in principle, shall finalize their deliberations based on the Dan promotion recommendation documents and the examination papers and the results shall be reported to Kodokan.

X Kodokan Membership fee and Dan promotion fee

Subject		Amount
Kodokan membership fee (life membership)		¥8,000
Kodokan Dan promotion fee (including 10% of consumption tax)	Sho-dan 1st dan	¥7,150
	Ni-dan 2nd dan	¥8,800
	San-dan 3rd dan	¥10,450
	Yo-dan 4th dan	¥14,850
	Go-dan 5th dan	¥24,200
	Roku-dan 6th dan	¥44,000
	Shichi-dan 7th dan	¥52,800
	Hachi-dan 8th dan	¥69,300
Shipping fee of the membership card and the certificate	It will vary depending on the weight of the shipment, the shipping method (DHL, EMS, etc.) and the shipping zone.	

PAYMENT

Payment of fees should be made by credit card.

If credit card payment is not accepted, payment can be made by wire transfer to the Kodokan account or in cash.

As soon as payment is confirmed, the dan promotion certificate and membership card will be sent by the designated sending method.

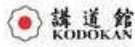
XI Documents Samples

1. Monthly matches
2. Red and White Tournament
3. Record Paper
4. Application For Promotion In Kodokan Dan Grade
5. List of Applicants
6. Kodokan Dan Examination Sheet
7. Application Form For Admission
8. Exam Final Results
9. Recommendation
10. Detailed Statement



Monthly matches

	Name	Dojo
no.1	Hirofumi OHTSUJI	KOKS
no.2	Sanshiro YAMAMOTO	SING
no.3	Chikara KARIYA	KOKS
no.4	Youhei HATAKEYAMA	SING
no.5	Kento IWANAGA	KOKS
no.6		
no.7		
no.8		
no.9		
no.10		
no.11		
no.12		
no.13		
no.14		
no.15		
no.16		
no.17		
no.18		
no.19		
no.20		



Red and white tournament

Date **October 11, 2021**

Red			White		
	Name	Dojo		Name	Dojo
no.1	Sanshiro YAMAMOTO	SHING	no.1	Hirofumi OTSUJI	KOKS
no.2	Youhei HATAKEYAMA	SHING	no.2	Chikara KARIYA	KOKS
no.3			no.3	Kento IWANAGA	KOKS
no.4			no.4		
no.5			no.5		
no.6			no.6		
no.7			no.7		
no.8			no.8		
no.9			no.9		
no.10			no.10		
no.11			no.11		
no.12			no.12		
no.13			no.13		
no.14			no.14		
no.15			no.15		
no.16			no.16		
no.17			no.17		
no.18			no.18		
no.19			no.19		
no.20			no.20		



Record paper

DATE: October 11, 2021

	Name	Result	Name
1	Sanshiro YAMAMOTO	○	Hirohumi OHTSUJI
2	Youhei HATAKEYAMA	○	"
3	"	×	Chikara KARIYA
4	Kento IWANAGA	○	"
5			
6			
7			
8			
9			
10			
11			
12			
13			
14			
15			
16			
17			
18			
19			
20			

On Dan Promotion Applications
(Administration Manual of the Committee)

APPLICATION FOR PROMOTION IN KODOKAN DAN GRADE

1. Name	<input checked="" type="checkbox"/> Mr. <input type="checkbox"/> Ms.	Family Name	First Name	Middle Name						
		YAMAMOTO	Sanshiro							
	Kana	ヤマモト	サンシロウ							
		How to indicate your name on the certificate and membership card								
		Sanshiro YAMAMOTO								
2. Dan Recommended	<div style="display: flex; align-items: center; justify-content: center;"> <u>2nd</u> Dan </div>	Recommended by	<input checked="" type="checkbox"/> Contest points <input type="checkbox"/> Examination <input type="checkbox"/> Non-Competition results (NCR) <input type="checkbox"/> Merit							
3. Address	Kajinoyou 4-11-21-301 Koganei-shi TOKYO JAPAN (E-mail: abcdefg@judo.com)									
4. Date of Birth	<table border="1" style="width: 100%; border-collapse: collapse;"> <tr><th style="width: 33%;">Day</th><th style="width: 33%;">Month (Jan-Dec)</th><th style="width: 33%;">Year</th></tr> <tr><td style="text-align: center; color: red;">22</td><td style="text-align: center; color: red;">Oct</td><td style="text-align: center; color: red;">1963</td></tr> </table>	Day	Month (Jan-Dec)	Year	22	Oct	1963			
Day	Month (Jan-Dec)	Year								
22	Oct	1963								
5. Nationality	JAPAN	6. Occupation	Kodokan Staff							
7. Date of enrollment in Kodokan	<table border="1" style="width: 100%; border-collapse: collapse;"> <tr><th style="width: 33%;">Day</th><th style="width: 33%;">Month</th><th style="width: 33%;">Year</th></tr> <tr><td style="text-align: center; color: red;">21</td><td style="text-align: center; color: red;">Sep</td><td style="text-align: center; color: red;">2021</td></tr> </table>	Day	Month	Year	21	Sep	2021			
Day	Month	Year								
21	Sep	2021								
8. Present Dan by Kodokan	<div style="display: flex; align-items: center; justify-content: center;"> <u>1st</u> Dan </div>	Date	<table border="1" style="width: 100%; border-collapse: collapse;"> <tr><th style="width: 33%;">Day</th><th style="width: 33%;">Month</th><th style="width: 33%;">Year</th></tr> <tr><td style="text-align: center; color: red;">21</td><td style="text-align: center; color: red;">Sep</td><td style="text-align: center; color: red;">2021</td></tr> </table>		Day	Month	Year	21	Sep	2021
Day	Month	Year								
21	Sep	2021								
9. Present Dan/Kyu in Your Country	<div style="display: flex; align-items: center; justify-content: center;"> <u>5th</u> <input checked="" type="checkbox"/> Dan / <input type="checkbox"/> Kyu </div>	Date	<table border="1" style="width: 100%; border-collapse: collapse;"> <tr><th style="width: 33%;">Day</th><th style="width: 33%;">Month</th><th style="width: 33%;">Year</th></tr> <tr><td style="text-align: center; color: red;">14</td><td style="text-align: center; color: red;">Dec</td><td style="text-align: center; color: red;">2020</td></tr> </table>		Day	Month	Year	14	Dec	2020
Day	Month	Year								
14	Dec	2020								
10. Present daily training	<table border="1" style="width: 100%; border-collapse: collapse;"> <tr> <td style="width: 20%;">Training Club/Dojo</td> <td style="width: 40%; text-align: center; color: red;">KASUGA Dojo</td> <td style="width: 20%;">Sensei (Dan)</td> <td style="width: 20%; text-align: center; color: red;">Hirofumi OTSUJI 7th DAN</td> </tr> </table>	Training Club/Dojo	KASUGA Dojo	Sensei (Dan)	Hirofumi OTSUJI 7 th DAN	Training judo <u>5</u> hours / <u> </u> times / <input type="checkbox"/> week / <input checked="" type="checkbox"/> month				
Training Club/Dojo	KASUGA Dojo	Sensei (Dan)	Hirofumi OTSUJI 7 th DAN							
11. Favorite Technique	Ushiro-Kesa-Gatame									
12. Kata, studied	NAGE-no-Kata KATAME-no-Kata KIME-no-Kata JU-no-Kata KODOKAN-Goshinjutsu									

On Dan Promotion Applications
(Administration Manual of the Committee)

13. Personal

History of Judo Activities

Year to start Judo	Club/Dojo to start Judo	Sensei (Dan)
1973	Osaka Dojo	Sakae NAKAYAMA 7 th DAN
Others		
2006 National Referee A License		
2018 IJF KATA Judge License		

14. Contest

Records

Date	Name of Tournament	Opponent's Name and Dan/Kyu	Result (Win/Draw)
Sample 2010/Aug	Sample National Judo Championships	Sample Mr. Taro YAMADA	Sample WIN
2008/Oct	OSAKA Championship	Mr. Shigehiro WATANABE	WIN
2010/Dec	HIRAKATA Cup	Mr. Jun MATSUMOTO	WIN
2013/Mar	TSUKINAMI-Shiai	Mr. Ryouji KINOSHITA	WIN

15. Merit for

the diffusion and development of Judo

(If you are recommended by NCR, you must fill this part.)

1988~2010 NERIMA Judo Federation Vice-President

2011~ Shing-dojo owner

2020 Received the Order of Culture

16. Comment for


Recommendation

The secretariat fills in.

His practice attitude in judo is suitable for promotion.

We guarantee that his personality is also good.

Signature



Date : October 12, 2021



LIST of Applicants

Number	Dan	Family Name	First Name	Full Name
1	Sho-dan	YAMAMOTO	Sanshiro	Sansiro YAMAMOTO
2	Sho-dan	OTSUJI	Hirofumi	Hirofumi OTSUJI
3	Ni-dan	KARIYA	Chikara	Chikara KARIYA
4	Ni-dan	HATAKEYAMA	Youhei	Youhei HATAKEYAMA
5	San-dan	IWANAGA	Kento	Kento IWANAGA

KODOKAN DAN EXAMINATION SHEET

Date: October 11, 2021

Dan : 3rd Dan

Name : (Mr.) Ms.) Sanshiro YAMAMOTO

Examinee's No. : 1

1. Basic knowledge : A B C D

2. Basic movement : A B C D

3. Ukemi : A B C D

4. Techniques : Nage-Waza A B C D

5. Katame-Waza A B C D

6. Kata : (KATAME-no-KATA) A B C D

7. Randori A B C D

Final Result : YES (A, B, C) NO (D)

Examiner : Hirofumi OTSUJI 7th DAN

KODOKAN DAN EXAMINATION SHEET

Date: **October 11, 2021**

Dan : **3rd** Dan

Name : **(Mr.)** **Sanshiro YAMAMOTO**

Examinee's No. : **1**

1. **Basic knowledge :** A **B** C D
2. **Basic movement :** A B **C** D
3. **Ukemi :** A **B** C D
4. **Techniques : Nage-Waza** A **B** C D
5. **Katame-Waza** A B **C** D
6. **Kata : (KATAME-no-KATA)** A **B** C D
7. **Randori** A B **C** D
- Final Result :** YES (A, **B**, C) NO (D)

Examiner : Hirofumi OTSUJI 7th DAN

Examiner : Chikara KARIYA 6th DAN

Examiner : Youhei HATAKEYAMA 6th DAN



Application Form for Admission

I would like to enroll in the Kodokan and receive instruction in judo, and I ask for your permission to do so. I hereby promise to obey all the rules and regulations of the Kodokan if I am permitted to enroll.

Country Japan

NAME

SIGN

1. Sanhiro YAMAMOTO

2. Hirofumi OTSUJI

3. Chikara KARIYA

4. Youhei HATAKEYAMA

5. Kento IWANAGA

Date: October 11,2021

On Dan Promotion Applications
(Administration Manual of the Committee)



Exam Final Results									
Exam Number	Examiner	Basic Knowledge	Basic Movements	Ukemi	Nage-waza	Katame-waza	Kata	Randori	
No.1	①	b	c	b	c	a	c	c	Final Rating
Sansiro YAMAMOTO	②	b	d	b	c	a	b	c	
Idan	③	c	c	b	d	a	b	c	
kata Nage-no-kata	Rating	B	C	B	C	A	B	C	B
No.	①								Final Rating
	②								
dan	③								
kata	Rating	-	-	-	-	-	-	-	
No.	①								Final Rating
	②								
dan	③								
kata	Rating	-	-	-	-	-	-	-	
No.	①								Final Rating
	②								
dan	③								
kata	Rating	-	-	-	-	-	-	-	
No.	①								Final Rating
	②								
dan	③								
kata	Rating	-	-	-	-	-	-	-	
No.	①								Final Rating
	②								
dan	③								
kata	Rating	-	-	-	-	-	-	-	
Name	① Isao MATSUI, 8th dan		② Hirofumi OTSUJI, 7th dan			③ Yohei HATAKEYAMA, 6th dan			
Sign									

On Dan Promotion Applications
(Administration Manual of the Committee)



KODOKAN JUDO INSTITUTE
 President Haruki UEMURA
 Date: 2,021 / Feb / 7
 Kodokan JAPAN Committee

Committee member

Name	Signature
Hirofumi OTSUJI	
Sanshiro YAMAMOTO	
Chikara KARIYA	

Recommendation

We hereby recognize and recommend the following as candidates for each rank by the resolution of the Council.

NOTE

	Male	Female
Sho-dan	11	6
Ni-dan	8	2
San-dan	3	1
Yo-dan		
Go-dan		
Rokudan		

Total **31** persons



DETAILED STATEMENT

(For promotion fee dated November 8, 2019)

	Recommended	Name	D. O. B.	Age	Result	Membership	Promotion	Tax (10%)	Total
2019.11.8 JAPAN	4H	M Sanshiro YAMAMOTO	1963.10.22	66	Pass (MERIT)	¥4,000	¥18,750	¥1,875	¥24,625
2019.11.8 JAPAN	3H	M Sanshiro YAMAMOTO	1963.10.23	48	Pass (MERIT)	¥4,000	¥12,000	¥1,200	¥17,200
2019.11.8 JAPAN	1	M Sanshiro YAMAMOTO	1963.10.24	22	Pass	¥4,000	¥3,250	¥325	¥7,575
2019.11.8 JAPAN	1	M Sanshiro YAMAMOTO	1963.10.25	39	Pass	¥4,000	¥3,250	¥325	¥7,575
2019.11.8 JAPAN	1	M Sanshiro YAMAMOTO	1963.10.26	29	Pass	¥4,000	¥3,250	¥325	¥7,575
2019.11.8 JAPAN	2	F Sanshiro YAMAMOTO	1963.10.27	27	Pass	¥4,000	¥4,000	¥400	¥4,400
2019.11.8 JAPAN	1	F Sanshiro YAMAMOTO	1963.10.28	32	Pass	¥4,000	¥3,250	¥325	¥7,575
2019.11.8 JAPAN	1	F Sanshiro YAMAMOTO	1963.10.29	32	Pass	¥4,000	¥3,250	¥325	¥7,575
2019.11.8 JAPAN	1	F Sanshiro YAMAMOTO	1963.10.30	29	Pass	¥4,000	¥3,250	¥325	¥7,575
2019.11.8 JAPAN	1	F Sanshiro YAMAMOTO	1963.10.31	37	Pass	¥4,000	¥3,250	¥325	¥7,575
2019.11.8 JAPAN	1	F Sanshiro YAMAMOTO	1963.10.31	19	Pass	¥4,000	¥3,250	¥325	¥7,575

Postage	¥2,700
Bank Charge Japan	¥4,000
Grand Total	¥113,525

Date: November 8, 2019

APPENDIX H – JA Office Process

JA Office Procedure for Dan Grading Applications – please ensure	
1.	The application is on the correct form
2.	All fields are completed, including sign off by relevant people.
3.	Confirm validity of the Category and Pathway. For Ratification check for Dan Grade certification and/or supporting documentation.
4.	For Sho Dan applications, the 1 st Kyu Grade Certificate number must be evident.
5.	Check Time in Grade Eligibility
6.	Check points claimed against the Points Table
7.	Check for a completed Biography
8.	Record the certification request – JA only or IJF & JA
9.	Received grading matters correspondence is forwarded to the National Grading Committee Chair for action and circulation to the NGC members.
10.	JA invoices Member States as appropriate.
11.	The certification process is commenced for requested JA and IJF certificates.
12.	Completed certificates are forwarded to Member States.
13.	The National Dan Grade Register is updated by the JA.

Note: If any of the above is omitted it is returned to the applicant for completion.

APPENDIX I – Special Notes

1. This document is referenced against the Victorian Civil Administration Tribunal (VCAT) Reference number H141/2015 hearing on 25 February 2016 with the date of written reasons dated 8 April 2016, that uphold Judo Australia's National Grading Policy in respect of the requirement that to progress to 6th Dan one must have obtained one's 3rd Dan with open contest points.
2. This policy replaces all previous JA National Grading Policies. Specifically, the 2011 Junior Grades Policy and the 2006 Grading Policy, Procedures and Guidelines Policy, including the 2008, 2014 and 2017 revised policies.
3. The review of the JA National Grading Policy was undertaken by the following JA Members in consultation with other JA executive members.

Janet Lambert
National Grading Committee Member
6th Dan

Dale Keogh
National Grading Committee Member
6th Dan

Michael Picken
National Grading Committee Member
6th Dan IJF

Alan Broadhead
National Grading Committee Chair
7th Dan

Simon Read
Judo Australia Chair
4th Dan

Shane Alvisio
Judo Australia Grading Administrator
2nd Dan

